TUBI TERMOPLASTICI
THERMOPLASTIC HOSES



cidat

WWW.CIDAT.IT

CUSTOMER SATISFACTION, la nostra filosofia aziendale.

CUSTOMER SATISFACTION has always been our strategy.

CIDAT S.p.A., fondata nel 1975, è una delle più importanti società europee operanti nel settore della trasmissione dei fluidi, degli articoli tecnici in gomma e termoplastici.

La vasta gamma di prodotti include:

- Tubi alta pressione in gomma, PTFE e termoplastici per applicazioni oleodinamiche;
- Raccordi per tubi flessibili;
- Raccordi per tubi rigidi e adattatori;
- Innesti rapidi;
- Tubi industriali in gomma, PVC, PU, per basse, medie, alte pressioni e antincendio e relativi raccordi;
- Tubi compositi per convogliamento carburanti e prodotti chimici e relativi raccordi;
- Tubi in rotoli, tubi assemblati e accessori per idropulitrici;
- Tubi per sistemi frenanti ad aria e olio;
- Tubi e raccordi per aria condizionata;
- Tubi metallici rigidi e flessibili;
- Lastre e tappeti in gomma;
- Nastri trasportatori e accessori;
- Lastre e profili espansi in PU, PE, PVC e gomma.

CIDAT S.p.A. ha sempre avuto come filosofia aziendale la "customer satisfaction" e si è dotata pertanto delle strutture e degli strumenti necessari per perseguire tale obiettivo. In tale ambito i punti di forza sono:

- Un sistema logistico tra i più avanzati che, grazie a un magazzino fornitissimo, a un sistema informatico moderno e a trasporti adeguati, consente tempi di consegna mirati alle esigenze dei clienti;
- Uno staff tecnico di grande esperienza in grado di assistere dal punto di vista progettuale e applicativo sia i clienti del segmento distribuzione, sia i Clienti OEM;
- Un customer service con personale multilingue in grado di dialogare con i Clienti in ogni parte del mondo;
- Un sistema di qualità certificato UNI EN ISO 9001:2000

Il successo della strategia CIDAT S.p.A. è dimostrato dalla costante crescita del fatturato, dall'espansione su tutti i mercati mondiali e dal rapporto di fiducia stabilito con i Clienti.

I disegni e le descrizioni contenute nel presente catalogo non possono essere copiati, duplicati o riprodotti in qualsiasi maniera o utilizzati, sia nella loro stesura originale, sia con modifiche in forma integrale e parziale. Cidat S.p.A. si riserva la facoltà di modificare senza preavviso tutti i dati e le caratteristiche dei prodotti del presente catalogo; Cidat S.p.A. declina inoltre ogni responsabilità per utilizzi diversi da quelli indicati.
I dati riportati si riferiscono a condizioni standard di prova (23°C +/- 5°C).

Established in 1975, CIDAT S.p.A. is one of the most important European Companies in the field of fluid transmission of technical rubber products, as well as thermoplastic materials.

The wide products range includes:

- *High pressure hydraulic hose in rubber, PTFE and thermoplastic materials;*
- *Hydraulic hose fittings;*
- *Rigid pipe fittings, connectors and adapters;*
- *Quick release couplings;*
- *Low, medium and high pressure rubber, PVC, PU hose for industrial, dewatering and fire fighting applications;*
- *Composite hose for transport of oil, fuel and chemicals and related fittings;*
- *Loose hose, assemblies and accessories for high pressure cleaning equipment;*
- *Brake hose for oil and air operated system;*
- *Air conditioning hose and related fittings;*
- *Rigid and flexible steel pipes;*
- *Rubber sheets and carpets;*
- *Conveyor belts and related accessories;*
- *PU, PE, PVC and rubber foam sheets and profiles.*

Customer satisfaction has always been CIDAT S.p.A. Company strategy. In order to achieve this target the Company has adopted the required tools, such as:

- *Advanced logistic system with a well-stocked warehouse, an up-to-date information system and adequate transportations in order to match delivery times as required by customers;*
- *Experienced technical personnel able to support distribution and OEM Customers, both on design and application matters;*
- *Multilingual customer service able to deal with Customers all over the world;*
- *UNI EN ISO 9001:2000 certified quality system.*

The success of CIDAT S.p.A. strategy is shown by the constant growth in annual turnover with extensive and expanding penetration of global markets as well as considerable customer loyalty.

Drawings and technical descriptions in this catalogue may not, under penalty of law, be copied, reprinted, duplicated or otherwise wrongly reproduced or utilised in either their original state or after alteration. Cidat S.p.A. reserves the right to change the specifications in this catalogue without notice. Cidat S.p.A. shall not be liable or responsible for all those applications different from the ones suggested.
The data are referred to standard test conditions (23°C +/- 5°C).

AZIENDA CON SISTEMA DI GESTIONE PER LA QUALITÀ CERTIFICATO DA DNV
UNI EN ISO 9001:2000

cidat

WWW.CIDAT.IT

INDICE
INDEX

Serie Oleodinamica / OLEODYNAMIC Series

PALAU-1TEX	4
BALI-R7-HQ	5
BALI TWIN-R7-HQ	6
HAWAI-R7-SQ	7
HAWAI TWIN-R7-SQ	8
LAMU R7 MARINE	9
FIJI-R8-HQ	10
FIJI TWIN-R8-HQ	11
CUBA-R8-SQ	12
CUBA TWIN-R8-SQ	13
KOH SAMUI 1TM-HQ	14
KOH SAMUI TWIN 1TM-HQ	15
LOS ROQUES 1TM-SQ	16
LOS ROQUES TWIN 1TM-SQ	17
GALAPAGOS 2TM-HQ	18
GALAPAGOS TWIN 2TM-HQ	19
MARGARITA 2TM-SQ	20
MARGARITA TWIN 2TM-SQ	21
ARUBA 1T+1M	22
ARUBA TWIN 1T+1M	23
REDANG MICRO	24
PENNANG-MICRO	25

Serie Solventi / Solvents Series

HERON-1TEX	26
SULAWESI-R7-HQ	27
GRENADINES-R7-SQ	28
TASMANIA-R8-HQ	29
MALDIVE R8-SQ	30
LANGKAWI 1TM-HQ	31
ROATAN 1TM-SQ	32
MADAGASCAR 2TM-HQ	33
MAURITIUS 2TM-SQ	34
Compatibilità CHIMICA / Chemical Compatibility	35

PALAU-1TEX



APPLICAZIONI
Applicazioni idrauliche di carattere generale a medie pressioni
Strumentazione idraulica e attrezzatura mobile

COSTRUZIONE
Sottostrato
Poliestere termoplastico senza saldature
Rinforzo
1 treccia di fibra sintetica ad alta resistenza
Copertura
Poliuretano nero resistente all'abrasione

TEMPERATURE DI LAVORO
-40°C/+90°C (-40°F/+200°F) oli idraulici, gas, petrolio
max +66°C (+150°F) per aria e fluidi a base acquosa

CARATTERISTICHE
Lunga durata in applicazioni ad impulsi e a ridotti raggi di curvatura
Coefficiente di sicurezza
4:1
Variazione Lunghezza a P. Esercizio (%)
+/- 1,5

RACCORDI
A pressare

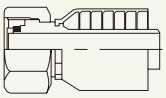

Recuperabili

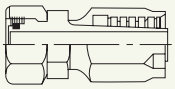

APPLICATION
Medium preassure general hyadraulics applications
Hydraulic strumentation and movable tooling

CONSTRUCTION
Tube
Thermoplastic Polyester seamless
Reinforcement
1 high tensile synthetic fiber braid
Cover
Black polyurethane abrasion resistant.

OPERATING TEMPERATURE
-40°C/+90°C (-40°F/+200°F) hydraulcs oil, gas, petroleum
max +66°C (+150°F) air and water based fluids

FEATURES
Long lasting service in impulse cycles applications and in tight bend radius conditions.
Safety Factor
4:1
Length variation at Working P. (%)
+/- 1,5

FITTINGS
Crimped

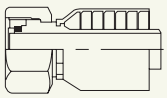

Reusable

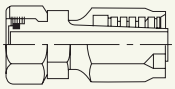

Codice Code	Diametro Interno Internal Diameter DN		Diametro Esterno External Diameter DN		Pressione di Esercizio Working Pressure		Pressione di Scoppio Burst Pressure		Pressione di Prova Test Pressure		Peso Weight	Min Mechanical Bend Radius	Min Working Bend Radius
	inches	mm	inches	mm	bar	psi	bar	psi	bar	psi	g/m	mm	mm
39TOL1TS0550	3/16”	5,0	0,33”	8,3	140	2030	560	8120	280	4060	42	30	30
39TOL1TS0650	1/4”	6,6	0,45”	11,5	140	2030	560	8120	280	4060	82,4	40	40
39TOL1TS0850	5/16”	8,0	0,53”	13,5	130	1885	520	7540	260	3770	100	50	50
39TOL1TS1050	3/8”	9,7	0,61”	15,6	130	1885	520	7540	260	3770	130	60	60

BALI-R7-HQ

SUPERIOR



APPLICAZIONI
Applicazioni idrauliche di carattere generale a medie pressioni
Strumentazione idraulica e attrezzatura mobile

COSTRUZIONE
Sottostrato
Poliestere termoplastico senza saldature
Rinforzo
2 trecce di fibra sintetica ad alta resistenza
Copertura
Poliuretano nero microforato resistente all'abrasione

TEMPERATURE DI ESERCIZIO
-40°C/+90°C (-40°F/+200°F) oli idraulici, gas, petrolio
max +66°C (+150°F) per aria e fluidi a base acquosa

CARATTERISTICHE
Lunga durata in applicazioni ad impulsi e a ridotti raggi di curvatura.
Coefficiente di sicurezza:
4:1
Variazione Lunghezza a P. Esercizio (%)
+/- 1,5

NORME
Superiore alle norme EN-855 - SAE 100R7 - ISO 3949.1- DIN 24951

RACCORDI
A pressare

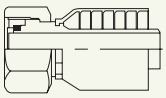

Recuperabili

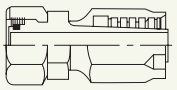

APPLICATION
Medium preassure general hyadraulics applications
Hydraulic strumentation and movable tooling

CONSTRUCTION
Tube
Thermoplastic Polyester seamless
Reinforcement
2 high tensile synthetic fiber braids
Cover
Pinpricked black polyurethane abrasion resistant

OPERATING TEMPERATURE
-40°C/+90°C (-40°F/+200°F) hydraulcs oil, gas, petroleum
max +66°C (+150°F) air and water based fluids

FEATURES
Long lasting service in impulse cycles applications and in tight bend radius conditions.
Safety Factor:
4:1
Length variation at Working P. (%)
+/- 1,5

NORMS
Exceeds the standard EN-855 SAE 100R7 - ISO 3949.1 - DIN 24951

FITTINGS
Crimped

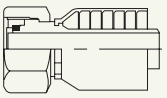

Reusable

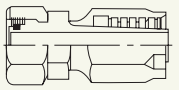

Codice Code	Diametro Interno Internal Diameter DN		Diametro Esterno External Diameter DN		Pressione di Esercizio Working Pressure		Pressione di Scoppio Burst Pressure		Pressione di Prova Test Pressure		Peso Weight	Min Mechanical Bend Radius	Min Working Bend Radius
	inches	mm	inches	mm	bar	psi	bar	psi	bar	psi	g/m	mm	mm
39TOLR7S0450	1/8”	4,0	0,32”	8,2	240	3480	960	13920	480	6960	60	9	20
39TOLR7S0550	3/16”	5,0	0,36”	9,2	225	3263	900	13050	450	6525	70	11	26
39TOLR7S0650	1/4”	6,6	0,48”	12,3	217	3147	868	12586	434	6293	100	14	30
39TOLR7S0850	5/16”	8,0	0,56”	14,2	200	2900	800	11600	400	5800	140	18	40
39TOLR7S1050	3/8”	9,7	0,65”	16,4	192	2784	768	11136	384	5568	170	30	70
39TOLR7S1350	1/2”	13,0	0,80”	20,3	155	2248	620	8990	310	4495	240	45	90
39TOLR7S1650	5/8”	16,4	0,94”	24,0	120	1740	480	6960	240	3480	280	62	130
39TOLR7S1950	3/4”	19,5	1,07”	27,3	100	1450	400	5800	200	2900	340	75	150
39TOLR7S2550	1”	25,4	1,34”	34,1	75	1088	300	4350	150	2175	480	100	180

BALI TWIN-R7-HQ

SUPERIOR



APPLICAZIONI
Applicazioni idrauliche di carattere generale a medie pressioni
Strumentazione idraulica e attrezzatura mobile

COSTRUZIONE
Sottostrato
Poliestere termoplastico senza saldature
Rinforzo
2 trecce di fibra sintetica ad alta resistenza
Copertura
Poliuretano nero microforato resistente all'abrasione

TEMPERATURE DI ESERCIZIO
-40°C/+90°C (-40°F/+200°F) oli idraulici, gas, petrolio
max +66°C (+150°F) per aria e fluidi a base acquosa

CARATTERISTICHE
Versione Binata. Lunga durata in applicazioni ad impulsi e a ridotti raggi di curvatura.
Coefficiente di sicurezza:
4:1
Variazione Lunghezza a P. Esercizio (%)
+/- 1,5

NORME
Superiore alle norme EN-855 - SAE 100R7 - ISO 3949.1- DIN 24951

RACCORDI
A pressare

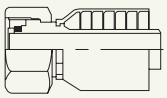

Recuperabili

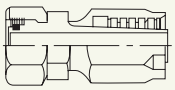

APPLICATION
Medium preassure general hyadraulics applications
Hydraulic strumentation and movable tooling

CONSTRUCTION
Tube
Thermoplastic Polyester seamless
Reinforcement
2 high tensile synthetic fiber braids
Cover
Pinpricked black polyurethane abrasion resistant

OPERATING TEMPERATURE
-40°C/+90°C (-40°F/+200°F) hydraulcs oil,gas, petroleum
max +66°C (+150°F) air and water based fluids

FEATURES
Twin Version. Long lasting service in impulse cycles applications and in tight bend radius conditions.
Safety Factor:
4:1
Length variation at Working P. (%)
+/- 1,5

NORMS
Exceeds the standard EN-855 SAE 100R7 - ISO 3949.1 - DIN 24951

FITTINGS
Crimped

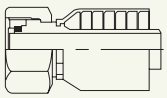

Reusable

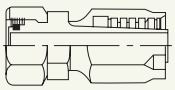

Codice Code	Diametro Interno Internal Diameter DN		Diametro Esterno External Diameter DN		Pressione di Esercizio Working Pressure		Pressione di Scoppio Burst Pressure		Pressione di Prova Test Pressure		Peso Weight	Min Mechanical Bend Radius	Min Working Bend Radius
	inches	mm	inches	mm	bar	psi	bar	psi	bar	psi	g/m	mm	mm
39TOLR7B0450	1/8”	4,0	0,32”	8,2	240	3480	960	13920	480	6960	120	9	20
39TOLR7B0550	3/16”	5,0	0,36”	9,2	225	3263	900	13050	450	6525	140	11	26
39TOLR7B0650	1/4”	6,6	0,48”	12,3	217	3147	868	12586	434	6293	200	14	30
39TOLR7B0850	5/16”	8,0	0,56”	14,2	200	2900	800	11600	400	5800	280	18	40
39TOLR7B1050	3/8”	9,7	0,65”	16,4	192	2784	768	11136	384	5568	340	30	70
39TOLR7B1350	1/2”	13,0	0,80”	20,3	155	2248	620	8990	310	4495	480	45	90
39TOLR7B1650	5/8”	16,4	0,94”	24,0	120	1740	480	6960	240	3480	560	62	130
39TOLR7B1950	3/4”	19,5	1,07”	27,3	100	1450	400	5800	200	2900	680	75	150
39TOLR7B2550	1”	25,4	1,34”	34,1	75	1088	300	4350	150	2175	960	100	180

HAWAI-R7-SQ



APPLICAZIONI
Applicazioni idrauliche di carattere generale a medie pressioni
Strumentazione idraulica e attrezzatura mobile

COSTRUZIONE
Sottostrato
Poliestere termoplastico senza saldature
Rinforzo
2 trecce di fibra sintetica ad alta resistenza
Copertura
Poliuretano nero resistente all'abrasione

TEMPERATURE DI ESERCIZIO
-40°C/+90°C (-40°F/+200°F) oli idraulici, gas, petrolio
max +66°C (+150°F) per aria e fluidi a base acquosa

CARATTERISTICHE
Lunga durata in applicazioni ad impulsi e a ridotti raggi di curvatura.
Coefficiente di sicurezza:
4:1
Variazione Lunghezza a P. Esercizio (%)
+/- 1,5

NORME
Superiore alle norme SAE 100R7 - EN 855

RACCORDI
A pressare

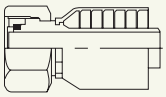

Recuperabili

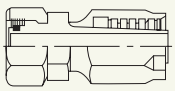

APPLICATION
Medium preassure general hyadraulics applications
Hydraulic strumentation and movable tooling

CONSTRUCTION
Tube
Thermoplastic Polyester seamless
Reinforcement
2 high tensile synthetic fiber braids
Cover
Black polyurethane abrasion resistant

OPERATING TEMPERATURE
-40°C/+90°C (-40°F/+200°F) hydraulcs oil,gas, petroleum
max +66°C (+150°F) air and water based fluids

FEATURES
Long lasting service in impulse cycles applications and in tight bend radius conditions.
Safety Factor:
4:1
Length variation at Working P. (%)
+/- 1,5

NORMS
Exceed the standard SAE 100R7 - EN 855

FITTINGS
Crimped

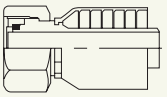

Reusable

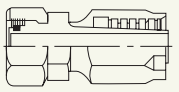

Codice Code	Diametro Interno Internal Diameter DN		Diametro Esterno External Diameter DN		Pressione di Esercizio Working Pressure		Pressione di Scoppio Burst Pressure		Pressione di Prova Test Pressure		Peso Weight	Min Mechanical Bend Radius	Min Working Bend Radius
	inches	mm	inches	mm	bar	psi	bar	psi	bar	psi	g/m	mm	mm
39TOLR7S045E	1/8”	4,0	0,32”	8,2	220	3190	880	12760	440	6380	57	12	20
39TOLR7S055E	3/16”	5,0	0,36”	9,2	200	2900	800	11600	400	5800	85	14	26
39TOLR7S065E	1/4”	6,6	0,48”	12,3	200	2900	800	11600	400	5800	129	16	30
39TOLR7S085E	5/16”	8,0	0,56”	14,2	180	2610	720	10440	360	5220	150	20	40
39TOLR7S105E	3/8”	9,7	0,65”	16,4	170	2465	680	9860	340	4930	180	30	70
39TOLR7S135E	1/2”	13,0	0,80”	20,3	150	2175	600	8700	300	4350	255	45	90
39TOLR7S165E	5/8”	16,4	0,94”	24,0	130	1885	540	7830	260	3770	303	70	130
39TOLR7S195E	3/4”	19,5	1,07”	27,3	115	1668	460	6670	230	3335	364	80	150
39TOLR7S255E	1”	25,4	1,34”	34,1	80	1160	320	4640	160	2320	497	95	180

HAWAI TWIN-R7-SQ



APPLICAZIONI
Applicazioni idrauliche di carattere generale a medie pressioni
Strumentazione idraulica e attrezzatura mobile

COSTRUZIONE
Sottostrato
Poliestere termoplastico senza saldature
Rinforzo
2 trecce di fibra sintetica ad alta resistenza
Copertura
Poliuretano nero resistente all'abrasione

TEMPERATURE DI ESERCIZIO
-40°C/+90°C (-40°F/+200°F) oli idraulici, gas, petrolio
max +66°C (+150°F) per aria e fluidi a base acquosa

CARATTERISTICHE
Versione binata. Lunga durata in applicazioni ad impulsi e a ridotti raggi di curvatura.
Coefficiente di sicurezza:
4:1
Variazione Lunghezza a P. Esercizio (%)
+/- 1,5

NORME
Superiore alle norme SAE 100R7 - EN 855

RACCORDI
A pressare

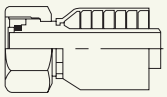

Recuperabili

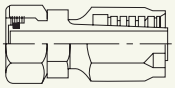

APPLICATION
Medium preassure general hyadraulics applications
Hydraulic strumentation and movable tooling

CONSTRUCTION
Tube
Thermoplastic Polyester seamless
Reinforcement
2 high tensile synthetic fiber braids
Cover
Black polyurethane abrasion resistant

OPERATING TEMPERATURE
-40°C/+90°C (-40°F/+200°F) hydraulcs oil, gas, petroleum
max +66°C (+150°F) air and water based fluids

FEATURES
Twin version. Long lasting service in impulse cycles applications and in tight bend radius conditions.
Safety Factor:
4:1
Length variation at Working P. (%)
+/- 1,5

NORMS
Exceed the standard SAE 100R7 - EN 855

FITTINGS
Crimped

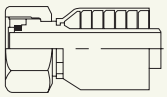

Reusable

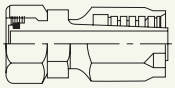

Codice Code	Diametro Interno Internal Diameter DN		Diametro Esterno External Diameter DN		Pressione di Esercizio Working Pressure		Pressione di Scoppio Burst Pressure		Pressione di Prova Test Pressure		Peso Weight	Min Mechanical Bend Radius	Min Working Bend Radius
	inches	mm	inches	mm	bar	psi	bar	psi	bar	psi	g/m	mm	mm
39TOLR7B045E	1/8”	4,0	0,32”	8,2	220	3190	880	12760	440	6380	114	12	20
39TOLR7B055E	3/16”	5,0	0,36”	9,2	200	2900	800	11600	400	5800	170	14	26
39TOLR7B065E	1/4”	6,6	0,48”	12,3	200	2900	800	11600	400	5800	258	16	30
39TOLR7B085E	5/16”	8,0	0,56”	14,2	180	2610	720	10440	360	5220	300	20	40
39TOLR7B105E	3/8”	9,7	0,65”	16,4	170	2465	680	9860	340	4930	360	30	70
39TOLR7B135E	1/2”	13,0	0,80”	20,3	150	2175	600	8700	300	4350	510	45	90
39TOLR7B165E	5/8”	16,4	0,94”	24,0	130	1885	540	7830	260	3770	606	70	130
39TOLR7B195E	3/4”	19,5	1,07”	27,3	115	1668	460	6670	230	3335	728	80	150
39TOLR7B255E	1”	25,4	1,34”	34,1	80	1160	320	4640	160	2320	994	95	180

LAMU R7 MARINE



APPLICAZIONI
Applicazioni idrauliche di carattere generale a medie pressioni
Strumentazione idraulica e attrezzatura mobile

COSTRUZIONE
Sottostrato
Poliestere termoplastico senza saldature
Rinforzo
2 trecce di fibra sintetica ad alta resistenza
Copertura
Poliuretano nero resistente all'abrasione, idoneo per ambiente salino

TEMPERATURE DI ESERCIZIO
-40°C/+90°C (-40°F/+200°F) oli idraulici, gas, petrolio
max +66°C (+150°F) per aria e fluidi a base acquosa

CARATTERISTICHE
Lunga durata in applicazioni ad impulsi e a ridotti raggi di curvatura.
Coefficiente di sicurezza:
4:1
Variazione Lunghezza a P. Esercizio (%)
+/- 1,5

NORME
SAE 100R7 - ISO 3949.1

RACCORDI
A pressare

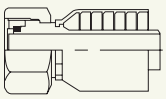

Recuperabili

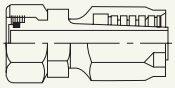

APPLICATION
Medium preassure general hyadraulics applications
Hydraulic strumentation and movable tooling

CONSTRUCTION
Tube
Thermoplastic Polyester seamless
Reinforcement
2 braids of high tensile synthetic fiber
Cover
Black polyurethane abrasion resistant. Suitable for marine enviroment

OPERATING TEMPERATURE
-40°C/+90°C (-40°F/+200°F) hydraulcs oil, gas, petroleum
max +66°C (+150°F) air and water based fluids

FEATURES
Long lasting service in impulse cycles
applications and in tight bend radius conditions.
Safety Factor:
4:1
Length variation at Working P. (%)
+/- 1,5

NORMS
SAE 100R7 - ISO 3949.1

FITTINGS
Crimped

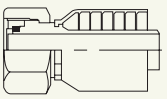

Reusable

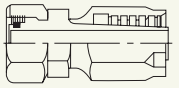

Codice Code	Diametro Interno Internal Diameter DN		Diametro Esterno External Diameter DN		Pressione di Esercizio Working Pressure		Pressione di Scoppio Burst Pressure		Pressione di Prova Test Pressure		Peso Weight	Min Mechanical Bend Radius	Min Working Bend Radius
	inches	mm	inches	mm	bar	psi	bar	psi	bar	psi	g/m	mm	mm
39TOLR7S055M	3/16”	5,0	0,37”	9,3	215	3118	860	12470	430	6235	55	15	20
39TOLR7S065M	1/4”	6,6	0,46”	11,8	190	2755	760	11020	380	5510	85	20	30
39TOLR7S085M	5/16”	8,0	0,56”	14,2	175	2538	700	10150	350	5075	125	24	40
39TOLR7S0105M	3/8”	9,7	0,65”	16,4	155	2248	620	8990	310	4495	144	35	70
39TOLR7S0135M	1/2”	13	0,79”	20,0	140	2030	560	8120	280	4060	220	50	95

FIJI-R8-HQ

SUPERIOR

APPLICAZIONI
Applicazioni idrauliche di carattere generale ad alte pressioni
Strumentazione idraulica e attrezzatura mobile
Circuiti pneumatici ad alte pressioni e alte prestazioni

COSTRUZIONE
Sottostrato
Poliestere termoplastico senza saldature
Rinforzo
2 trecce di fibra aramidica ad alta resistenza
Copertura
Poliuretano nero microforato resistente all'abrasione

TEMPERATURE DI ESERCIZIO
-40°C/+90°C (-40°F/+200°F) oli idraulici, gas, petrolio
max +66°C (+150°F) per fluidi a base acquosa o ignifughi

CARATTERISTICHE
Lunga durata in applicazioni ad impulsi e a ridotti raggi di curvatura.
Coefficiente di sicurezza:
4:1
Variazione Lunghezza a P. Esercizio (%)
+/- 1,5

NORME
Superiore alle norme EN 855 - SAE 100R8 - ISO 3942.2

RACCORDI
A pressare

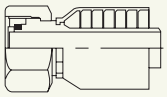

Recuperabili

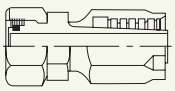

APPLICATION
High preassure general hyadraulics applications
Hydraulic strumentation and movable tooling
High performance and high pressusre pneumatic system

CONSTRUCTION
Tube
Thermoplastic Polyester seamless
Reinforcement
2 high tensile aramidic fiber braids
Cover
Pinpricked black polyurethane abrasion resistant

OPERATING TEMPERATURE
-40°C/+90°C (-40°F/+200°F) hydraulics oils, gas, petroleum
max +66°C (+150°F) water based fluids and fire retardant products

FEATURES
Long lasting service in impulse cycles applications and in tight bend radius conditions.
Safety Factor:
4:1
Length variation at Working P. (%)
+/- 1,5

NORMS
Exceeds EN 855 - SAE 100R8 - ISO 3942.2

FITTINGS
Crimped

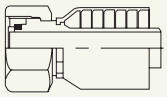

Reusable

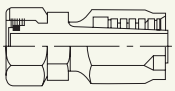

Codice Code	Diametro Interno Internal Diameter DN		Diametro Esterno External Diameter DN		Pressione di Esercizio Working Pressure		Pressione di Scoppio Burst Pressure		Pressione di Prova Test Pressure		Peso Weight	Min Mechanical Bend Radius	Min Working Bend Radius
	inches	mm	inches	mm	bar	psi	bar	psi	bar	psi	g/m	mm	mm
39TOLR8S0450	1/8”	4,0	0,32”	8,2	500	7250	2000	29000	725	10513	50	7	15
39TOLR8S0550	3/16”	5,0	0,36”	9,2	375	5438	1500	21750	725	10513	63	10	22
39TOLR8S0650	1/4”	6,6	0,48”	12,3	362	5249	1450	21025	725	10513	105	12	30
39TOLR8S0850	5/6”	8,0	0,56”	14,2	350	5075	1400	20300	700	10150	128	18	40
39TOLR8S1050	3/8”	9,7	0,65”	16,4	300	4350	1200	17400	600	8700	148	30	70
39TOLR8S1350	1/2”	13,0	0,80”	20,3	250	3625	1000	14500	500	7250	227	40	90
39TOLR8S1650	5/8”	16,4	0,94”	24,0	200	2900	800	11600	400	5800	277	60	130
39TOLR8S1950	3/4”	19,5	1,07”	27,3	162	2349	650	9425	325	4713	339	75	150
39TOLR8S2550	1”	25,4	1,34”	34,1	140	2030	560	8120	280	4060	425	85	190

FIJI TWIN-R8-HQ

SUPERIOR

APPLICAZIONI
Applicazioni idrauliche di carattere generale a medie pressioni
Strumentazione idraulica e attrezzatura mobile
Circuiti pneumatici ad alte pressioni e alte prestazioni

COSTRUZIONE
Sottostrato
Poliestere termoplastico senza saldature
Rinforzo
2 trecce di fibra aramidica ad alta resistenza
Copertura
Poliuretano nero resistente all'abrasione

TEMPERATURE DI ESERCIZIO
-40°C/+90°C (-40°F/+200°F) oli idraulici, gas, petrolio
max +66°C (+150°F) per fluidi a base acquosa o ignifughi

CARATTERISTICHE
Versione binata. Lunga durata in applicazioni ad impulsi e a ridotti raggi di curvatura.
Coefficiente di sicurezza:
4:1
Variazione Lunghezza a P. Esercizio (%)
+/- 1,5

NORME
Superiore alle norme EN 855 - SAE 100R8 - ISO 3942.2

RACCORDI
A pressare

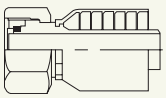

Recuperabili

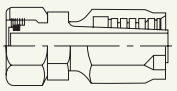

APPLICATION
Medium preassure general hyadraulics applications
Hydraulic strumentation and movable tooling
High performance and high pressusre pneumatic system

CONSTRUCTION
Tube
Thermoplastic Polyester seamless
Reinforcement
2 high tensile aramidic fiber braids
Cover
Black polyurethane abrasion resistant

OPERATING TEMPERATURE
-40°C/+90°C (-40°F/+200°F) hydraulics oils, gas, petroleum
max +66°C (+150°F) water based fluids and fire retardant products

FEATURES
Twin version. Long lasting service in impulse cycles applications and in tight bend radius conditions.
Safety Factor:
4:1
Length variation at Working P. (%)
+/- 1,5

NORMS
Exceeds EN 855 - SAE 100R8 - ISO 3942.2

FITTINGS
Crimped

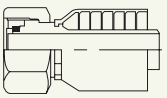

Reusable

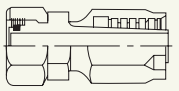

Codice Code	Diametro Interno Internal Diameter DN		Diametro Esterno External Diameter DN		Pressione di Esercizio Working Pressure		Pressione di Scoppio Burst Pressure		Pressione di Prova Test Pressure		Peso Weight	Min Mechanical Bend Radius	Min Working Bend Radius
	inches	mm	inches	mm	bar	psi	bar	psi	bar	psi	g/m	mm	mm
39TOLR8B0450	1/8”	4,0	0,32”	8,2	500	7250	2000	29000	725	10513	100	7	15
39TOLR8B0550	3/16”	5,0	0,36”	9,2	375	5438	1500	21750	725	10513	126	10	22
39TOLR8B0650	1/4”	6,6	0,48”	12,3	362	5249	1450	21025	725	10513	210	12	30
39TOLR8B0850	5/6”	8,0	0,56”	14,2	350	5075	1400	20300	700	10150	256	18	40
39TOLR8B1050	3/8”	9,7	0,65”	16,4	300	4350	1200	17400	600	8700	296	30	70
39TOLR8B1350	1/2”	13,0	0,80”	20,3	250	3625	1000	14500	500	7250	454	40	90
39TOLR8B1650	5/8”	16,4	0,94”	24,0	200	2900	800	11600	400	5800	554	60	130
39TOLR8B1950	3/4”	19,5	1,07”	27,3	162	2349	650	9425	325	4713	678	75	150
39TOLR8B2550	1”	25,4	1,34”	34,1	140	2030	560	8120	280	4060	850	85	190

CUBA-R8-SQ

APPLICAZIONI
Applicazioni idrauliche di carattere generale a medie pressioni
Strumentazione idraulica e attrezzatura mobile
Circuiti pneumatici ad alte pressioni e alte prestazioni

COSTRUZIONE
Sottostrato
Poliestere termoplastico senza saldature
Rinforzo
2 trecce di fibra aramidica ad alta resistenza
Copertura
Poliuretano nero resistente all'abrasione

TEMPERATURE DI ESERCIZIO
-40°C/+90°C (-40°F/+200°F) oli idraulici, gas, petrolio
max +66°C (+150°F) per fluidi a base acquosa o ignifughi

CARATTERISTICHE
Lunga durata in applicazioni ad impulsi e a ridotti raggi di curvatura.
Coefficiente di sicurezza:
4:1
Variazione Lunghezza a P. Esercizio (%)
+/- 1,5

NORME
Superiore alla norme SAE 100R8 - ISO 3942.2

RACCORDI
A pressare

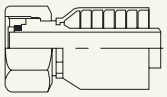

Recuperabili

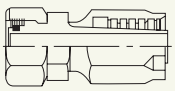

APPLICATION
Medium preassure general hyadraulics applications
Hydraulic strumentation and movable tooling
High performance and high pressusre pneumatic system

CONSTRUCTION
Tube
Thermoplastic Polyester seamless
Reinforcement
2 high tensile aramidic fiber braids
Cover
Black polyurethane abrasion resistant

OPERATING TEMPERATURE
-40°C/+90°C (-40°F/+200°F) hydraulics oils, gas, petroleum
max +66°C (+150°F) water based fluids and fire retardant products

FEATURES
Long lasting service in impulse cycles applications and in tight bend radius conditions.
Safety Factor:
4:1
Length variation at Working P. (%)
+/- 1,5

NORMS
Exceed the standard SAE 100R8 - ISO 3942.2

FITTINGS
Crimped

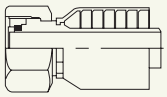

Reusable

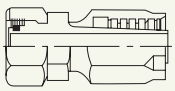

Codice Code	Diametro Interno Internal Diameter DN		Diametro Esterno External Diameter DN		Pressione di Esercizio Working Pressure		Pressione di Scoppio Burst Pressure		Pressione di Prova Test Pressure		Peso Weight	Min Mechanical Bend Radius	Min Working Bend Radius
	inches	mm	inches	mm	bar	psi	bar	psi	bar	psi	g/m	mm	mm
39TOLR8S045E	1/8”	4,0	0,32”	8,2	350	5075	1400	20300	700	10150	50	10	20
39TOLR8S055E	3/16”	5,0	0,36”	9,2	345	5003	1380	20010	690	10005	63	20	40
39TOLR8S065E	1/4”	6,6	0,48”	12,3	345	5003	1380	20010	690	10005	105	30	60
39TOLR8S085E	5/16”	8,0	0,56”	14,2	325	4713	1300	18850	650	9425	128	48	96
39TOLR8S105E	3/8”	9,7	0,65”	16,4	290	4205	1160	16820	580	8410	148	60	120
39TOLR8S135E	1/2”	13,0	0,80”	20,3	245	3553	980	14210	490	7105	227	70	140
39TOLR8S165E	5/8”	16,4	0,94”	24,0	200	2900	800	11600	400	5800	277	80	160
39TOLR8S195E	3/4”	19,5	1,07”	27,3	162	2349	648	9396	324	4698	339	95	190
39TOLR8S255E	1”	25,4	1,34”	34,1	140	2030	560	8120	280	4060	425	190	210

CUBA TWIN-R8-SQ

APPLICAZIONI
Applicazioni idrauliche di carattere generale ad alte pressioni
Strumentazione idraulica e attrezzatura mobile
Circuiti pneumatici ad alte pressioni e alte prestazioni

COSTRUZIONE
Sottostrato
Poliestere termoplastico senza saldature
Rinforzo
2 trecce di fibra aramidica ad alta resistenza
Copertura
Poliuretano nero resistente all'abrasione

TEMPERATURE DI ESERCIZIO
-40°C/+90°C (-40°F/+200°F) oli idraulici, gas, petrolio
max +66°C (+150°F) per fluidi a base acquosa o ignifughi

CARATTERISTICHE
Versione binata. Lunga durata in applicazioni ad impulsi e a ridotti raggi di curvatura.
Coefficiente di sicurezza:
4:1
Variazione Lunghezza a P. Esercizio (%)
+/- 1,5

NORME
Superiore alla norme SAE 100R8 - ISO 3942.2

RACCORDI
A pressare

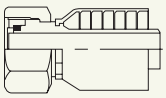

Recuperabili

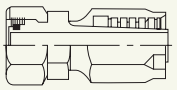

APPLICATION
High preassure general hyadraulics applications
Hydraulic strumentation and movable tooling
High performance and high pressusre pneumatic system

CONSTRUCTION
Tube
Thermoplastic Polyester seamless
Reinforcement
2 high tensile aramidic fiber braids
Cover
Black polyurethane abrasion resistant

OPERATING TEMPERATURE
-40°C/+90°C (-40°F/+200°F) hydraulics oils, gas, petroleum
max +66°C (+150°F) water based fluids and fire retardant products

FEATURES
Twin version.Long lasting service in impulse cycles applications and in tight bend radius conditions.
Safety Factor:
4:1
Length variation at Working P. (%)
+/- 1,5

NORMS
Exceed the standard SAE 100R8 - ISO 3942.2

FITTINGS
Crimped

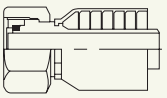

Reusable

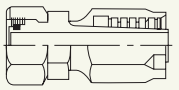

Codice Code	Diametro Interno Internal Diameter DN		Diametro Esterno External Diameter DN		Pressione di Esercizio Working Pressure		Pressione di Scoppio Burst Pressure		Pressione di Prova Test Pressure		Peso Weight	Min Mechanical Bend Radius	Min Working Bend Radius
	inches	mm	inches	mm	bar	psi	bar	psi	bar	psi	g/m	mm	mm
39TOLR8B045E	1/8”	4,0	0,32”	8,2	350	5075	1400	20300	700	10150	100	10	20
39TOLR8B055E	3/16”	5,0	0,36”	9,2	345	5003	1380	20010	690	10005	126	20	40
39TOLR8B065E	1/4”	6,6	0,48”	12,3	345	5003	1380	20010	690	10005	210	30	60
39TOLR8B085E	5/16”	8,0	0,56”	14,2	325	4713	1300	18850	650	9425	256	48	96
39TOLR8B105E	3/8”	9,7	0,65”	16,4	290	4205	1160	16820	580	8410	296	60	120
39TOLR8B135E	1/2”	13,0	0,80”	20,3	245	3553	980	14210	490	7105	454	70	140
39TOLR8B165E	5/8”	16,4	0,94”	24,0	200	2900	800	11600	400	5800	554	80	160
39TOLR8B195E	3/4”	19,5	1,07”	27,3	162	2349	648	9396	324	4698	678	95	190
39TOLR8B255E	1”	25,4	1,34”	34,1	140	2030	560	8120	280	4060	850	190	210

KOH SAMUI 1TM-HQ

SUPERIOR



APPLICAZIONI
Applicazioni idrauliche di carattere generale a medie pressioni
Strumentazione idraulica e attrezzatura mobile
Circuiti pneumatici ad alte pressioni e alte prestazioni

COSTRUZIONE
Sottostrato
Poliestere termoplastico senza saldature
Rinforzo
1 treccia di acciaio ad alta resistenza
Copertura
Poliuretano nero microforato resistente all'abrasione

TEMPERATURE DI ESERCIZIO
-40°C/+90°C (-40°F/+200°F) oli idraulici, gas, petrolio
max +66°C (+150°F) per fluidi a base acquosa o ignifughi

CARATTERISTICHE
Lunga durata in applicazioni ad impulsi e a ridotti raggi di curvatura.
Coefficiente di sicurezza:
4:1
Variazione Lunghezza a P. Esercizio (%)
+/- 1,5

RACCORDI
A pressare

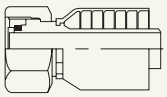

Recuperabili

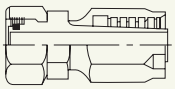

APPLICATION
Medium preassure general hyadraulics applications
Hydraulic strumentation and movable tooling
High performance and high pressusre pneumatic system

CONSTRUCTION
Tube
Thermoplastic Polyester seamless
Reinforcement
1 high tensile steel wire braid
Cover
Pinpricked black polyurethane abrasion resistant

OPERATING TEMPERATURE
-40°C/+90°C (-40°F/+200°F) hydraulics oils, gas, petroleum
max +66°C (+150°F) water based fluids and fire retardant products

FEATURES
Long lasting service in impulse cycles applications and in tight bend radius conditions.
Safety Factor:
4:1
Length variation at Working P. (%)
+/- 1,5

FITTINGS
Crimped

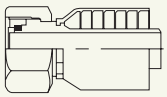

Reusable

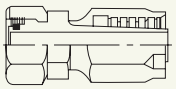

Codice Code	Diametro Interno Internal Diameter DN		Diametro Esterno External Diameter DN		Pressione di Esercizio Working Pressure		Pressione di Scoppio Burst Pressure		Pressione di Prova Test Pressure		Peso Weight	Min Mechanical Bend Radius	Min Working Bend Radius
	inches	mm	inches	mm	bar	psi	bar	psi	bar	psi	g/m	mm	mm
39TOL1MS0550	3/16”	5,0	0,36”	9,2	300	4350	1200	17400	600	8700	100	10	22
39TOL1MS0650	1/4”	6,6	0,48”	12,3	290	4205	1160	16820	580	8410	168	15	30
39TOL1MS0850	5/16”	8,0	0,56”	14,2	230	3335	920	13340	460	6670	190	20	40
39TOL1MS1050	3/8”	9,7	0,65”	16,4	225	3263	900	13050	450	6525	249	30	65
39TOL1MS1350	1/2”	13	0,80”	20,3	195	2828	780	11310	390	5655	314	35	80
39TOL1MS1650	5/8”	16,4	0,94”	24,0	160	2320	640	9280	320	4640	400	50	115
39TOL1MS1950	3/4”	19,5	1,07”	27,3	130	1885	520	7540	260	3770	460	70	145
39TOL1MS2550	1”	25,4	1,34”	34,1	105	1523	420	6090	210	3045	600	80	165

KOH SAMUI TWIN 1TM-HQ

SUPERIOR



APPLICAZIONI
Applicazioni idrauliche di carattere generale a medie pressioni
Strumentazione idraulica e attrezzatura mobile
Circuiti pneumatici ad alte pressioni e alte prestazioni

COSTRUZIONE
Sottostrato
Poliestere termoplastico senza saldature
Rinforzo
1 treccia di acciaio ad alta resistenza
Copertura
Poliuretano nero microforato resistente all'abrasione

TEMPERATURE DI ESERCIZIO
-40°C/+90°C (-40°F/+200°F) oli idraulici, gas, petrolio
max +66°C (+150°F) per fluidi a base acquosa o ignifughi

CARATTERISTICHE
Versione binata.Lunga durata in applicazioni ad impulsi e a ridotti raggi di curvatura.
Coefficiente di sicurezza:
4:1
Variazione Lunghezza a P. Esercizio (%)
+/- 1,5

RACCORDI
A pressare

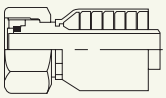

Recuperabili

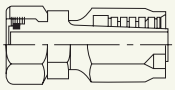

APPLICATION
Medium preassure general hyadraulics applications
Hydraulic strumentation and movable tooling
High performance and high pressusre pneumatic system

CONSTRUCTION
Tube
Thermoplastic Polyester seamless
Reinforcement
1 high tensile steel wire braid
Cover
Pinpricked black polyurethane abrasion resistant

OPERATING TEMPERATURE
-40°C/+90°C (-40°F/+200°F) hydraulics oils, gas, petroleum
max +66°C (+150°F) water based fluids and fire retardant products

FEATURES
Twin version.Long lasting service in impulse cycles applications and in tight bend radius conditions.
Safety Factor:
4:1
Length variation at Working P. (%)
+/- 1,5

FITTINGS
Crimped

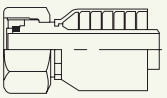

Reusable

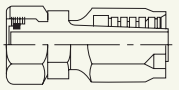

Codice Code	Diametro Interno Internal Diameter DN		Diametro Esterno External Diameter DN		Pressione di Esercizio Working Pressure		Pressione di Scoppio Burst Pressure		Pressione di Prova Test Pressure		Peso Weight	Min Mechanical Bend Radius	Min Working Bend Radius
	inches	mm	inches	mm	bar	psi	bar	psi	bar	psi	g/m	mm	mm
39TOL1MB0550	3/16”	5,0	0,36”	9,2	300	4350	1200	17400	600	8700	200	10	22
39TOL1MB0650	1/4”	6,6	0,48”	12,3	290	4205	1160	16820	580	8410	335	15	30
39TOL1MB0850	5/16”	8,0	0,56”	14,2	230	3335	920	13340	460	6670	380	20	40
39TOL1MB1050	3/8”	9,7	0,65”	16,4	225	3263	900	13050	450	6525	498	30	65
39TOL1MB1350	1/2”	13	0,80”	20,3	195	2828	780	11310	390	5655	628	35	80
39TOL1MB1650	5/8”	16,4	0,94”	24,0	160	2320	640	9280	320	4640	802	50	115
39TOL1MB1950	3/4”	19,5	1,07”	27,3	130	1885	520	7540	260	3770	920	70	145
39TOL1MB2550	1”	25,4	1,34”	34,1	105	1523	420	6090	210	3045	1200	80	165

LOS ROQUES 1TM-SQ



APPLICAZIONI
Applicazioni idrauliche di carattere generale a medie pressioni
Strumentazione idraulica e attrezzatura mobile
Circuiti pneumatici ad alte pressioni e alte prestazioni

COSTRUZIONE
Sottostrato
Poliestere termoplastico senza saldature
Rinforzo
1 treccia di acciaio ad alta resistenza
Copertura
Gomma Termoplastica nera

TEMPERATURE DI ESERCIZIO
-40°C/+90°C (-40°F/+200°F) oli idraulici, gas, petrolio
max +66°C (+150°F) per fluidi a base acquosa o ignifughi

CARATTERISTICHE
Lunga durata in applicazioni ad impulsi e a ridotti raggi di curvatura.
Coefficiente di sicurezza:
4:1
Variazione Lunghezza a P. Esercizio (%)
+/- 1,5

RACCORDI
A pressare

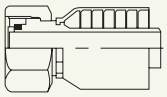

Recuperabili

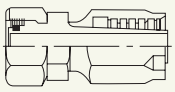

APPLICATION
Medium preassure general hyadraulics applications
Hydraulic strumentation and movable tooling
High performance and high pressusre pneumatic system

CONSTRUCTION
Tube
Thermoplastic Polyester seamless
Reinforcement
1 high tensile steel wire braid
Cover
Black thermoplastic rubber

OPERATING TEMPERATURE
-40°C/+90°C (-40°F/+200°F) hydraulics oils, gas, petroleum
max +66°C (+150°F) water based fluids and fire retardant products

FEATURES
Long lasting service in impulse cycles applications and in tight bend radius conditions.
Safety Factor:
4:1
Length variation at Working P. (%)
+/- 1,5

FITTINGS
Crimped

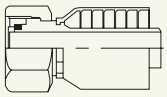

Reusable

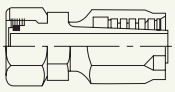

Codice Code	Diametro Interno Internal Diameter DN		Diametro Esterno External Diameter DN		Pressione di Esercizio Working Pressure		Pressione di Scoppio Burst Pressure		Pressione di Prova Test Pressure		Peso Weight	Min Mechanical Bend Radius	Min Working Bend Radius
	inches	mm	inches	mm	bar	psi	bar	psi	bar	psi	g/m	mm	mm
39TOL1MS055E	3/16”	5,0	0,36”	9,2	290	4205	1160	16820	580	8410	95	10	22
39TOL1MS065E	1/4”	6,6	0,48”	12,3	280	4060	1120	16240	560	8120	165	15	30
39TOL1MS085E	5/16”	8,0	0,56”	14,2	220	3190	880	12760	440	6380	181	20	40
39TOL1MS105E	3/8”	9,7	0,65”	16,4	215	3118	860	12470	430	6235	239	30	65
39TOL1MS135E	1/2”	13	0,80”	20,3	185	2683	740	10730	370	5365	302	35	80
39TOL1MS165E	5/8”	16,4	0,94”	24,0	150	2175	600	8700	300	4350	388	50	115
39TOL1MS195E	3/4”	19,5	1,07”	27,3	120	1740	480	6960	240	3480	451	70	145
39TOL1MS255E	1”	25,4	1,34”	34,1	95	1378	380	5510	190	2755	591	80	165

LOS ROQUES TWIN 1TM-SQ



APPLICAZIONI
Applicazioni idrauliche di carattere generale a medie pressioni
Strumentazione idraulica e attrezzatura mobile
Circuiti pneumatici ad alte pressioni e alte prestazioni

COSTRUZIONE
Sottostrato
Poliestere termoplastico senza saldature
Rinforzo
1 treccia di acciaio ad alta resistenza
Copertura
Gomma Termoplastica nera

TEMPERATURE DI ESERCIZIO
-40°C/+90°C (-40°F/+200°F) oli idraulici, gas, petrolio
max +66°C (+150°F) per fluidi a base acquosa o ignifughi

CARATTERISTICHE
Versione binata. Lunga durata in applicazioni ad impulsi e a ridotti raggi di curvatura.
Coefficiente di sicurezza:
4:1
Variazione Lunghezza a P. Esercizio (%)
+/- 1,5

RACCORDI
A pressare

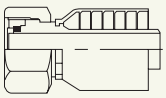

Recuperabili

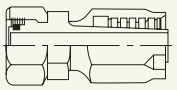

APPLICATION
Medium preassure general hyadraulics applications
Hydraulic strumentation and movable tooling
High performance and high pressusre pneumatic system

CONSTRUCTION
Tube
Thermoplastic Polyester seamless
Reinforcement
1 high tensile steel wire braid
Cover
Black thermoplastic rubber

OPERATING TEMPERATURE
-40°C/+90°C (-40°F/+200°F) hydraulics oils, gas, petroleum
max +66°C (+150°F) water based fluids and fire retardant products

FEATURES
Twin version. Long lasting service in impulse cycles applications and in tight bend radius conditions.
Safety Factor:
4:1
Length variation at Working P. (%)
+/- 1,5

FITTINGS
Crimped

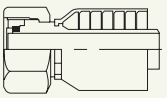

Reusable

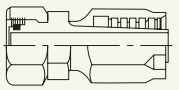

Codice Code	Diametro Interno Internal Diameter DN		Diametro Esterno External Diameter DN		Pressione di Esercizio Working Pressure		Pressione di Scoppio Burst Pressure		Pressione di Prova Test Pressure		Peso Weight	Min Mechanical Bend Radius	Min Working Bend Radius
	inches	mm	inches	mm	bar	psi	bar	psi	bar	psi	g/m	mm	mm
39TOL1MB055E	3/16”	5,0	0,36”	9,2	290	4205	1160	16820	580	8410	190	10	22
39TOL1MB065E	1/4”	6,6	0,48”	12,3	280	4060	1120	16240	560	8120	330	15	30
39TOL1MB085E	5/16”	8,0	0,56”	14,2	220	3190	880	12760	440	6380	362	20	40
39TOL1MB105E	3/8”	9,7	0,65”	16,4	215	3118	860	12470	430	6235	478	30	65
39TOL1MB135E	1/2”	13	0,80”	20,3	185	2683	740	10730	370	5365	604	35	80
39TOL1MB165E	5/8”	16,4	0,94”	24,0	150	2175	600	8700	300	4350	776	50	115
39TOL1MB195E	3/4”	19,5	1,07”	27,3	120	1740	480	6960	240	3480	902	70	145
39TOL1MB255E	1”	25,4	1,34”	34,1	95	1378	380	5510	190	2755	1182	80	165

GALAPAGOS 2TM-HQ

SUPERIOR



APPLICAZIONI
Applicazioni idrauliche di carattere generale ad alte pressioni
Strumentazione idraulica e attrezzatura mobile
Circuiti pneumatici ad alte pressioni e alte prestazioni

COSTRUZIONE
Sottostrato
Poliestere termoplastico senza saldature
Rinforzo
2 trecce di acciaio ad alta resistenza
Copertura
Poliuretano nero microforato resistente all'abrasione

TEMPERATURE DI ESERCIZIO
-40°C/+90°C (-40°F/+200°F) oli idraulici, gas, petrolio
max +66°C (+150°F) per fluidi a base acquosa o ignifughi

CARATTERISTICHE
Lunga durata in applicazioni ad impulsi e a ridotti raggi di curvatura.
Coefficiente di sicurezza:
4:1
Variazione Lunghezza a P. Esercizio (%)
+/- 1,5

RACCORDI
A pressare

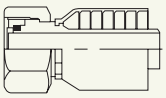

Recuperabili

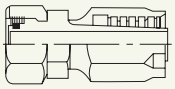

APPLICATION
High preassure general hyadraulics applications
Hydraulic strumentation and movable tooling
High performance and high pressusre pneumatic system

CONSTRUCTION
Tube
Thermoplastic Polyester seamless
Reinforcement
2 high tensile steel wire braids
Cover
Pinpricked black polyurethane abrasion resistant

OPERATING TEMPERATURE
-40°C/+90°C (-40°F/+200°F) hydraulics oils, gas, petroleum
max +66°C (+150°F) water based fluids and fire retardant products

FEATURES
Long lasting service in impulse cycles applications and in tight bend radius conditions.
Safety Factor:
4:1
Length variation at Working P. (%)
+/- 1,5

FITTINGS
Crimped

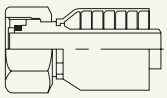

Reusable

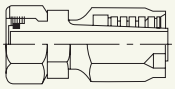

Codice Code	Diametro Interno Internal Diameter DN		Diametro Esterno External Diameter DN		Pressione di Esercizio Working Pressure		Pressione di Scoppio Burst Pressure		Pressione di Prova Test Pressure		Peso Weight	Min Mechanical Bend Radius	Min Working Bend Radius
	inches	mm	inches	mm	bar	psi	bar	psi	bar	psi	g/m	mm	mm
39TOL2MS0550	3/16”	5,0	0,44”	11,2	395	5728	1580	22910	790	11455	240	15	34
39TOL2MS0650	1/4”	6,6	0,52”	13,2	390	5655	1560	22620	780	11310	310	17	40
39TOL2MS0850	5/16”	8,0	0,60”	15,2	333	4829	1332	19314	666	9657	360	24	50
39TOL2MS1050	3/8”	9,7	0,68”	17,2	318	4611	1272	18444	636	9222	420	32	70
39TOL2MS1350	1/2”	13	0,80”	20,3	270	3915	1080	15660	540	7830	510	40	80
39TOL2MS1650	5/8”	16,4	0,93”	23,5	198	2871	792	11484	396	5742	610	57	120
39TOL2MS1950	3/4”	19,5	1,10”	28,0	183	2654	732	10614	366	5307	720	75	160
39TOL2MS2550	1”	25,4	1,34”	34,1	165	2393	660	9570	330	4785	980	95	210

GALAPAGOS TWIN 2TM-HQ

SUPERIOR

APPLICAZIONI
Applicazioni idrauliche di carattere generale ad alte pressioni
Strumentazione idraulica e attrezzatura mobile
Circuiti pneumatici ad alte pressioni e alte prestazioni

COSTRUZIONE
Sottostrato
Poliestere termoplastico senza saldature
Rinforzo
2 trecce di acciaio ad alta resistenza
Copertura
Poliuretano nero microforato resistente all'abrasione

TEMPERATURE DI ESERCIZIO
-40°C/+90°C (-40°F/+200°F) oli idraulici, gas, petrolio
max +66°C (+150°F) per fluidi a base acquosa o ignifughi

CARATTERISTICHE
Versione binata. Lunga durata in applicazioni ad impulsi e a ridotti raggi di curvatura.
Coefficiente di sicurezza:
4:1
Variazione Lunghezza a P. Esercizio (%)
+/- 1,5

RACCORDI
A pressare

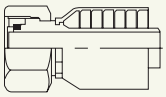

Recuperabili

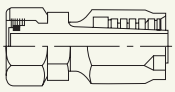

APPLICATION
High preassure general hyadraulics applications
Hydraulic strumentation and movable tooling
High performance and high pressusre pneumatic system

CONSTRUCTION
Tube
Thermoplastic Polyester seamless
Reinforcement
2 high tensile steel wire braids
Cover
Pinpricked black polyurethane abrasion resistant

OPERATING TEMPERATURE
-40°C/+90°C (-40°F/+200°F) hydraulics oils, gas, petroleum
max +66°C (+150°F) water based fluids and fire retardant products

FEATURES
Twin version. Long lasting service in impulse cycles applications and in tight bend radius conditions.
Safety Factor:
4:1
Length variation at Working P. (%)
+/- 1,5

FITTINGS
Crimped

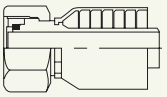

Reusable

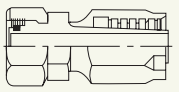

Codice Code	Diametro Interno Internal Diameter DN		Diametro Esterno External Diameter DN		Pressione di Esercizio Working Pressure		Pressione di Scoppio Burst Pressure		Pressione di Prova Test Pressure		Peso Weight	Min Mechanical Bend Radius	Min Working Bend Radius
	inches	mm	inches	mm	bar	psi	bar	psi	bar	psi	g/m	mm	mm
39TOL2MB0550	3/16”	5,0	0,44”	11,2	395	5728	1580	22910	790	11455	480	15	34
39TOL2MB0650	1/4”	6,6	0,52”	13,2	390	5655	1560	22620	780	11310	620	17	40
39TOL2MB0850	5/16”	8,0	0,60”	15,2	333	4829	1332	19314	666	9657	720	24	50
39TOL2MB1050	3/8”	9,7	0,68”	17,2	318	4611	1272	18444	636	9222	840	32	70
39TOL2MB1350	1/2”	13	0,80”	20,3	270	3915	1080	15660	540	7830	1020	40	80
39TOL2MB1650	5/8”	16,4	0,93”	23,5	198	2871	792	11484	396	5742	1210	57	120
39TOL2MB1950	3/4”	19,5	1,10”	28,0	183	2654	732	10614	366	5307	1450	75	160
39TOL2MB2550	1”	25,4	1,34”	34,1	165	2393	660	9570	330	4785	1960	95	210

MARGARITA 2TM-SQ



APPLICAZIONI
Applicazioni idrauliche di carattere generale ad alte pressioni
Strumentazione idraulica e attrezzatura mobile
Circuiti pneumatici ad alte pressioni e alte prestazioni

COSTRUZIONE
Sottostrato
Poliestere termoplastico senza saldature
Rinforzo
2 trecce di acciaio ad alta resistenza
Copertura
Gomma nera termoplastica

TEMPERATURE DI ESERCIZIO
-40°C/+90°C (-40°F/+200°F) oli idraulici, gas, petrolio
max +66°C (+150°F) per fluidi a base acquosa o ignifughi

CARATTERISTICHE
Lunga durata in applicazioni ad impulsi e a ridotti raggi di curvatura.
Coefficiente di sicurezza:
4:1
Variazione Lunghezza a P. Esercizio (%)
+/- 1,5

RACCORDI
A pressare

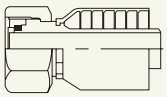

Recuperabili

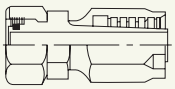

APPLICATION
High preassure general hyadraulics applications
Hydraulic strumentation and movable tooling
High performance and high pressusre pneumatic system

CONSTRUCTION
Tube
Thermoplastic Polyester seamless
Reinforcement
2 high tensile steel wire braids
Cover
Black thermoplastic rubber

OPERATING TEMPERATURE
-40°C/+90°C (-40°F/+200°F) hydraulics oils, gas, petroleum
max +66°C (+150°F) water based fluids and fire retardant products

FEATURES
Long lasting service in impulse cycles applications and in tight bend radius conditions.
Safety Factor:
4:1
Length variation at Working P. (%)
+/- 1,5

FITTINGS
Crimped

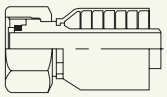

Reusable

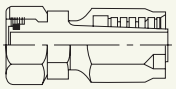

Codice Code	Diametro Interno Internal Diameter DN		Diametro Esterno External Diameter DN		Pressione di Esercizio Working Pressure		Pressione di Scoppio Burst Pressure		Pressione di Prova Test Pressure		Peso Weight	Min Mechanical Bend Radius	Min Working Bend Radius
	inches	mm	inches	mm	bar	psi	bar	psi	bar	psi	g/m	mm	mm
39TOL2MS055E	3/16”	5,0	0,44”	11,2	385	5583	1540	22330	770	11165	235	15	34
39TOL2MS065E	1/4”	6,6	0,52”	13,2	380	5510	1520	22040	760	11020	205	17	40
39TOL2MS085E	5/16”	8,0	0,60”	15,2	323	4684	1292	18734	646	9367	355	24	50
39TOL2MS105E	3/8”	9,7	0,68”	17,2	308	4466	1232	17864	616	8932	415	32	70
39TOL2MS135E	1/2”	13	0,80”	20,3	260	3770	1040	15080	520	7540	505	40	80
39TOL2MS165E	5/8”	16,4	0,93”	23,5	188	2726	752	10904	376	5452	605	57	120
39TOL2MS195E	3/4”	19,5	1,10”	28,0	173	2509	692	10034	346	5017	715	75	160
39TOL2MS255E	1”	25,4	1,34”	34,1	155	2248	620	8990	310	4495	975	95	210

MARGARITA TWIN 2TM-SQ



APPLICAZIONI
Applicazioni idrauliche di carattere generale ad alte pressioni
Strumentazione idraulica e attrezzatura mobile
Circuiti pneumatici ad alte pressioni e alte prestazioni

COSTRUZIONE
Sottostrato
Poliestere termoplastico senza saldature
Rinforzo
2 trecce di acciaio ad alta resistenza
Copertura
Gomma nera termoplastica

TEMPERATURE DI ESERCIZIO
-40°C/+90°C (-40°F/+200°F) oli idraulici, gas, petrolio
max +66°C (+150°F) per fluidi a base acquosa o ignifughi

CARATTERISTICHE
Versione binata. Lunga durata in applicazioni ad impulsi e a ridotti raggi di curvatura.
Coefficiente di sicurezza:
4:1
Variazione Lunghezza a P. Esercizio (%)
+/- 1,5

RACCORDI
A pressare

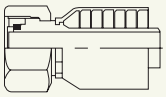

Recuperabili

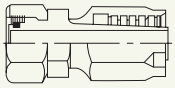

APPLICATION
High preassure general hyadraulics applications
Hydraulic strumentation and movable tooling
High performance and high pressusre pneumatic system

CONSTRUCTION
Tube
Thermoplastic Polyester seamless
Reinforcement
2 high tensile steel wire braids
Cover
Black thermoplastic rubber

OPERATING TEMPERATURE
-40°C/+90°C (-40°F/+200°F) hydraulics oils, gas, petroleum
max +66°C (+150°F) water based fluids and fire retardant products

FEATURES
Twin version. Long lasting service in impulse cycles applications and in tight bend radius conditions.
Safety Factor:
4:1
Length variation at Working P. (%)
+/- 1,5

FITTINGS
Crimped

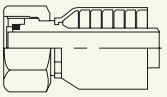

Reusable

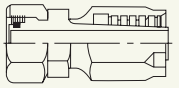

Codice Code	Diametro Interno Internal Diameter DN		Diametro Esterno External Diameter DN		Pressione di Esercizio Working Pressure		Pressione di Scoppio Burst Pressure		Pressione di Prova Test Pressure		Peso Weight	Min Mechanical Bend Radius	Min Working Bend Radius
	inches	mm	inches	mm	bar	psi	bar	psi	bar	psi	g/m	mm	mm
39TOL2MB055E	3/16”	5,0	0,44”	11,2	385	5583	1540	22330	770	11165	470	15	34
39TOL2MB065E	1/4”	6,6	0,52”	13,2	380	5510	1520	22040	760	11020	610	17	40
39TOL2MB085E	5/16”	8,0	0,60”	15,2	323	4684	1292	18734	646	9367	710	24	50
39TOL2MB105E	3/8”	9,7	0,68”	17,2	308	4466	1232	17864	616	8932	830	32	70
39TOL2MB135E	1/2”	13	0,80”	20,3	260	3770	1040	15080	520	7540	1010	40	80
39TOL2MB165E	5/8”	16,4	0,93”	23,5	188	2726	752	10904	376	5452	1210	57	120
39TOL2MB195E	3/4”	19,5	1,10”	28,0	173	2509	692	10034	346	5017	1430	75	160
39TOL2MB255E	1”	25,4	1,34”	34,1	155	2248	620	8990	310	4495	1950	95	210

ARUBA 1T+1M



APPLICAZIONI
Applicazioni idrauliche di carattere generale ad alte pressioni
Strumentazione idraulica e attrezzatura mobile
Circuiti pneumatici ad alte pressioni e alte prestazioni

COSTRUZIONE
Sottostrato
Poliestere termoplastico senza saldature
Rinforzo
1 treccia aramidica + 1 treccia di acciaio ad alta resistenza
Copertura
Poliuretano nero microforato resistente all'abrasione

TEMPERATURE DI ESERCIZIO
-40°C/+90°C (-40°F/+200°F) oli idraulici, gas, petrolio
max +66°C (+150°F) per fluidi a base acquosa o ignifughi

CARATTERISTICHE
Lunga durata in applicazioni ad impulsi e a ridotti raggi di curvatura.
Coefficiente di sicurezza:
4:1
Variazione Lunghezza a P. Esercizio (%)
+/- 1,5

RACCORDI
A pressare

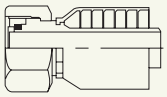

Recuperabili

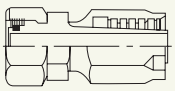

APPLICATION
High preassure general hyadraulics applications
Hydraulic strumentation and movable tooling
High performance and high pressusre pneumatic system

CONSTRUCTION
Tube
Thermoplastic Polyester seamless
Reinforcement
1 braid of aramidic fibre + 1 braid of high tensile steel wire
Cover
Pinpricked black polyurethane abrasion resistant

OPERATING TEMPERATURE
-40°C/+90°C (-40°F/+200°F) hydraulics oils, gas, petroleum
max +66°C (+150°F) water based fluids and fire retardant products

FEATURES
Long lasting service in impulse cycles applications and in tight bend radius conditions.
Safety Factor:
4:1
Length variation at Working P. (%)
+/- 1,5

FITTINGS
Crimped

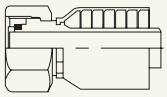

Reusable

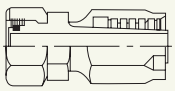

Codice Code	Diametro Interno Internal Diameter DN		Diametro Esterno External Diameter DN		Pressione di Esercizio Working Pressure		Pressione di Scoppio Burst Pressure		Pressione di Prova Test Pressure		Peso Weight	Min Mechanical Bend Radius	Min Working Bend Radius
	inches	mm	inches	mm	bar	psi	bar	psi	bar	psi	g/m	mm	mm
39TOLTMS0550	3/16”	5,0	0,44”	11,2	500	7250	2000	29000	1000	14500	145	15	30
39TOLTMS0650	1/4”	6,6	0,52”	13,2	500	7250	2000	29000	1000	14500	200	20	40
39TOLTMS0850	5/16”	8,2	0,60”	15,2	450	6525	1800	26100	900	13050	240	25	50
39TOLTMS1050	3/8”	9,8	0,73”	18,5	425	6163	1700	24650	850	12325	310	40	80
39TOLTMS1350	1/2”	13	0,85”	21,5	350	5075	1400	20300	700	10150	380	45	90
39TOLTMS1650	5/8”	16,4	0,96”	24,5	225	3263	900	13050	450	6525	420	55	100
39TOLTMS1950	3/4”	19,5	1,10”	28,0	200	2900	800	11600	400	5800	540	65	130
39TOLTMS2550	1”	26	1,36”	34,5	175	2538	700	10150	350	5075	680	75	150

ARUBA TWIN 1T+1M

APPLICAZIONI
Applicazioni idrauliche di carattere generale ad alte pressioni
Strumentazione idraulica e attrezzatura mobile
Circuiti pneumatici ad alte pressioni e alte prestazioni

COSTRUZIONE
Sottostrato
Poliestere termoplastico senza saldature
Rinforzo
1 treccia aramidica + 1 treccia di acciaio ad alta resistenza
Copertura
Poliuretano nero microforato resistente all'abrasione

TEMPERATURE DI ESERCIZIO
-40°C/+90°C (-40°F/+200°F) oli idraulici, gas, petrolio
max +66°C (+150°F) per fluidi a base acquosa o ignifughi

CARATTERISTICHE
Versione binata. Lunga durata in applicazioni ad impulsi e a ridotti
raggi di curvatura.
Coefficiente di sicurezza:
4:1
Variazione Lunghezza a P. Esercizio (%)
+/- 1,5

RACCORDI
A pressare

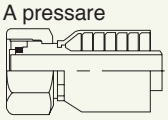

Recuperabili

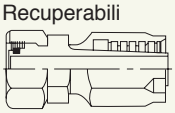

APPLICATION
High preassure general hyadraulics applications
Hydraulic strumentation and movable tooling
High performance and high pressusre pneumatic system

CONSTRUCTION
Tube
Thermoplastic Polyester seamless
Reinforcement
1 braid of aramidic fibre + 1 braid of high tensile steel wire
Cover
Pinpricked black polyurethane abrasion resistant

OPERATING TEMPERATURE
-40°C/+90°C (-40°F/+200°F) hydraulics oils, gas, petroleum
max +66°C (+150°F) water based fluids and fire retardant products

FEATURES
Twin version. Long lasting service in impulse cycles applications and in tight bend radius conditions.
Safety Factor:
4:1
Length variation at Working P. (%)
+/- 1,5

FITTINGS
Crimped

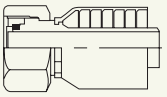

Reusable

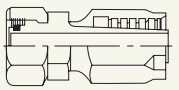

Codice Code	Diametro Interno Internal Diameter DN		Diametro Esterno External Diameter DN		Pressione di Esercizio Working Pressure		Pressione di Scoppio Burst Pressure		Pressione di Prova Test Pressure		Peso Weight	Min Mechanical Bend Radius	Min Working Bend Radius
	inches	mm	inches	mm	bar	psi	bar	psi	bar	psi	g/m	mm	mm
39TOLTMB0550	3/16”	5,0	0,44”	11,2	500	7250	2000	29000	1000	14500	290	15	30
39TOLTMB0650	1/4”	6,6	0,52”	13,2	500	7250	2000	29000	1000	14500	400	20	40
39TOLTMB0850	5/16”	8,0	0,60”	15,2	450	6525	1800	26100	900	13050	480	25	50
39TOLTMB1050	3/8”	9,8	0,73”	18,5	425	6163	1700	24650	850	12325	620	40	80
39TOLTMB1350	1/2”	13	0,85”	21,5	350	5075	1400	20300	700	10150	760	45	90
39TOLTMB1650	5/8”	16,4	0,96”	24,5	225	3263	900	13050	450	6525	840	55	100
39TOLTMB1950	3/4”	19,5	1,10”	28,0	200	2900	800	11600	400	5800	1080	65	130
39TOLTMB2550	1”	26	1,36”	34,5	175	2538	700	10150	350	5075	1360	75	150

REDANG MICRO



APPLICAZIONI
Strumentazione e applicazioni oleodinamiche

COSTRUZIONE
Sottostrato
Poliestere termoplastico senza saldature
Rinforzo
1 treccia di fibra aramidica ad alta resistenza
Copertura
Poliuretano nero resistente all'abrasione.

TEMPERATURE DI ESERCIZIO
-40°C/+90°C (-40°F/+200°F) oli idraulici, gas, petrolio
max +66°C (+150°F) per fluidi a base acquosa o ignifughi

CARATTERISTICHE
Lunga durata in applicazioni ad impulsi e a ridotti raggi di curvatura.
Coefficiente di sicurezza:
4:1
Variazione Lunghezza a P. Esercizio (%)
+/- 1,5

RACCORDI
A pressare — Recuperabili

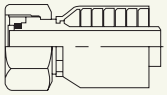
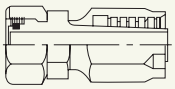

APPLICATION
Testing and hydraulics applications

CONSTRUCTION
Tube
Thermoplastic Polyester seamless
Reinforcement
1 high tensile aramid fiber braid
Cover
Black polyurethane abrasion resistant.

OPERATING TEMPERATURE
-40°C/+90°C (-40°F/+200°F) hydraulcs oil,gas, petroleum
max +66°C (+150°F) water based fluids and fire retardant products

FEATURES
Long lasting service in impulse cycles applications and in tight bend radius conditions.
Safety Factor:
4:1
Length variation at Working P. (%)
+/- 1,5

FITTINGS
Crimped — Reusable

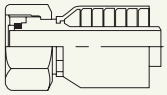
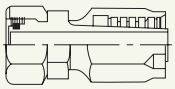

Codice Code	Diametro Interno Internal Diameter DN		Diametro Esterno External Diameter DN		Pressione di Esercizio Working Pressure		Pressione di Scoppio Burst Pressure		Pressione di Prova Test Pressure		Peso Weight	Min Mechanical Bend Radius	Min Working Bend Radius
	inches	mm	inches	mm	bar	psi	bar	psi	bar	psi	g/m	mm	mm
39TOL020MIK1	0,08”	2	0,2”	5	525	7613	2100	30450	1050	15225	19,2	10	15
39TOL020MIK2	0,08”	2	0,21”	5,2	650	9425	2600	37700	1300	18850	22	10	15

PENNANG-MICRO



APPLICAZIONI
Strumentazione e applicazioni oleodinamiche

COSTRUZIONE
Sottostrato
Poliestere termoplastico senza saldature
Rinforzo
2 trecce di fibra sintetica ad alta resistenza
Copertura
Poliuretano nero resistente all'abrasione.

TEMPERATURE DI ESERCIZIO
-40°C/+90°C (-40°F/+200°F) oli idraulici, gas, petrolio
max +66°C (+150°F) per aria e fluidi a base acquosa

CARATTERISTICHE
Lunga durata in applicazioni ad impulsi e a ridotti raggi di curvatura.
Coefficiente di sicurezza:
4:1
Variazione Lunghezza a P. Esercizio (%)
+/- 1,5

RACCORDI
A pressare

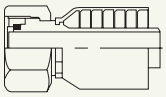

Recuperabili

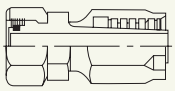

APPLICATION
Testing and hydraulics applications

CONSTRUCTION
Tube
Thermoplastic Polyester seamless
Reinforcement
2 high tensile synthetic fibres braids
Cover
Black polyurethane abrasion resistant.

OPERATING TEMPERATURE
-40°C/+90°C (-40°F/+200°F) hydraulcs oil, gas, petroleum
max +66°C (+150°F) air and water based fluids

FEATURES
Long lasting service in impulse cycles applications and in tight bend radius conditions.
Safety Factor:
4:1
Length variation at Working P. (%)
+/- 1,5

FITTINGS
Crimped

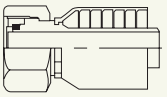

Reusable

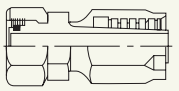

Codice Code	Diametro Interno Internal Diameter DN		Diametro Esterno External Diameter DN		Pressione di Esercizio Working Pressure		Pressione di Scoppio Burst Pressure		Pressione di Prova Test Pressure		Peso Weight	Min Mechanical Bend Radius	Min Working Bend Radius
	inches	mm	inches	mm	bar	psi	bar	psi	bar	psi	g/m	mm	mm
39TOL022MIK	0,09”	2,2	0,20”	5,2	400	5800	1200	17400	600	8700	20	15	30

HERON-1TEX



APPLICAZIONI
Per passaggio di vernici, solventi e sostanze chimiche
Vedi Tabella delle resistenze chimiche

COSTRUZIONE
Sottostrato
Poliammide 11-12 senza saldature
Rinforzo
1 treccia di fibra sintetica ad alta resistenza
Copertura
Poliuretano azzurro resistente all'abrasione

TEMPERATURE DI ESERCIZIO
-40°C/+90°C (-40°F/+200°F) per fluidi a base acquosa, solventi, vernici.

CARATTERISTICHE
Lunga durata in applicazioni ad impulsi e a ridotti raggi di curvatura.
Coefficiente di sicurezza:
4:1
Variazione Lunghezza a P. Esercizio (%)
+/- 1,5

RACCORDI
A pressare

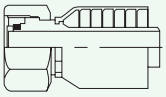

Recuperabili

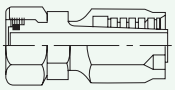

APPLICATION
For paint spray, solvent and chemicals products
See the chemical resistance chart

CONSTRUCTION
Tube
Polyamide 11-12 seamless
Reinforcement
1 high tensile synthetic fiber braid
Cover
Blue polyurethane abrasion resistant.

OPERATING TEMPERATURE
-40°C/+90°C (-40°F/+200°F) water based fluids, paints and solvents.

FEATURES
Long lasting service in impulse cycles applications and in tight bend radius conditions.
Safety Factor:
4:1
Length variation at Working P. (%)
+/- 1,5

FITTINGS
Crimped

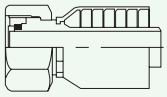

Reusable

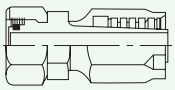

Codice Code	Diametro Interno Internal Diameter DN		Diametro Esterno External Diameter DN		Pressione di Esercizio Working Pressure		Pressione di Scoppio Burst Pressure		Pressione di Prova Test Pressure		Peso Weight	Min Mechanical Bend Radius	Min Working Bend Radius
	inches	mm	inches	mm	bar	psi	bar	psi	bar	psi	g/m	mm	mm
39TSO1TS0550	3/16”	5,0	0,33”	8,3	140	2030	560	8120	280	4060	42	30	30
39TSO1TS0650	1/4”	6,6	0,45”	11,5	140	2030	560	8120	280	4060	82,4	40	40
39TSO1TS0850	5/16”	8,0	0,53”	13,5	130	1885	520	7540	260	3770	100	50	50
39TSO1TS1050	3/8”	9,7	0,61”	15,6	130	1885	520	7540	260	3770	130	60	60

SULAWESI-R7-HQ

SUPERIOR

APPLICAZIONI
Per passaggio di vernici, solventi e sostanze chimiche
Vedi tabella delle resistenze chimiche

COSTRUZIONE
Sottostrato
Poliammide 11-12 senza saldature
Rinforzo
2 trecce di fibra sintetica ad alta resistenza
Copertura
Poliuretano azzurro microforato resistente all'abrasione

TEMPERATURE DI ESERCIZIO
-40°C/+90°C (-40°F/+200°F) per fluidi a base acquosa, solventi, vernici.

CARATTERISTICHE
Lunga durata in applicazioni ad impulsi e a ridotti raggi di curvatura.
Coefficiente di sicurezza:
4:1
Variazione Lunghezza a P. Esercizio (%)
+/- 1,5

NORME
Superiore alle norme EN 855 - SAE 100R7 - ISO 3949.1 - DIN 24951

RACCORDI
A pressare

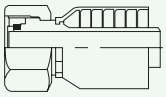

Recuperabili

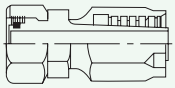

APPLICATION
For paint spray, solvent and chemicals products
See the chemical resistance chart

CONSTRUCTION
Tube
Polyamide 11-12 seamless
Reinforcement
2 high tensile synthetic fiber braids
Cover
Pinpricked blue polyurethane abrasion resistant.

OPERATING TEMPERATURE
-40°C/+90°C (-40°F/+200°F) water based fluids, paints and solvents.

FEATURES
Long lasting service in impulse cycles applications and in tight bend radius conditions.
Safety Factor:
4:1
Length variation at Working P. (%)
+/- 1,5

NORMS
Exceeds the standard EN 855 - SAE 100R7 - ISO 3949.1 - DIN 24951

FITTINGS
Crimped

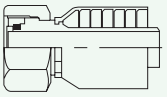

Reusable

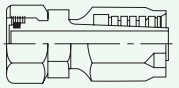

Codice Code	Diametro Interno Internal Diameter DN		Diametro Esterno External Diameter DN		Pressione di Esercizio Working Pressure		Pressione di Scoppio Burst Pressure		Pressione di Prova Test Pressure		Peso Weight	Min Mechanical Bend Radius	Min Working Bend Radius
	inches	mm	inches	mm	bar	psi	bar	psi	bar	psi	g/m	mm	mm
39TSOR7S0450	1/8”	4,0	0,32”	8,2	240	3480	960	13920	480	6960	60	9	20
39TSOR7S0550	3/16”	5,0	0,36”	9,2	225	3263	900	13050	450	6525	70	11	26
39TSOR7S0650	1/4”	6,6	0,48”	12,3	217	3147	868	12586	434	6293	100	14	30
39TSOR7S0850	5/16”	8,0	0,56”	14,2	200	2900	800	11600	400	5800	140	18	40
39TSOR7S1050	3/8”	9,7	0,65”	16,4	192	2784	768	11136	384	5568	170	30	70
39TSOR7S1350	1/2”	13,0	0,80”	20,3	155	2248	620	8990	310	4495	240	45	90
39TSOR7S1650	5/8”	16,4	0,94”	24,0	120	1740	480	6960	240	3480	280	62	130
39TSOR7S1950	3/4”	19,5	1,07”	27,3	100	1450	400	5800	200	2900	340	75	150
39TSOR7S2550	1”	25,4	1,34”	34,1	75	1088	300	4350	150	2175	480	100	180

GRENADINES-R7-SQ

APPLICAZIONI
Per passaggio di vernici, solventi e sostanze chimiche
Vedi Tabella delle resistenze chimiche

COSTRUZIONE
Sottostrato
Poliammide 11-12 senza saldature
Rinforzo
2 trecce di fibra sintetica ad alta resistenza
Copertura
Poliuretano azzurro resistente all'abrasione

TEMPERATURE DI ESERCIZIO
-40°C/+90°C (-40°F/+200°F) per fluidi a base acquosa, solventi, vernici.

CARATTERISTICHE
Lunga durata in applicazioni ad impulsi e a ridotti raggi di curvatura.
Coefficiente di sicurezza:
4:1
Variazione Lunghezza a P. Esercizio (%)
+/- 1,5

NORME
Superiore alle norme SAE 100R7 - EN 855

RACCORDI
A pressare

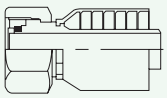

Recuperabili

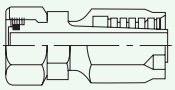

APPLICATION
For paint spray, solvent and chemicals products
See the chemical resistance chart

CONSTRUCTION
Tube
Polyamide 11-12 seamless
Reinforcement
2 high tensile synthetic fiber braids
Cover
Blue polyurethane abrasion resistant.

OPERATING TEMPERATURE
-40°C/+90°C (-40°F/+200°F) water based fluids, paints and solvents.

FEATURES
Long lasting service in impulse cycles applications and in tight bend radius conditions.
Safety Factor:
4:1
Length variation at Working P. (%)
+/- 1,5

NORMS
Exceed the standard SAE 100R7 - EN 855

FITTINGS
Crimped

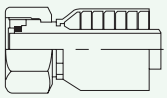

Reusable

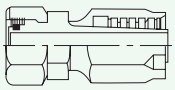

Codice Code	Diametro Interno Internal Diameter DN		Diametro Esterno External Diameter DN		Pressione di Esercizio Working Pressure		Pressione di Scoppio Burst Pressure		Pressione di Prova Test Pressure		Peso Weight	Min Mechanical Bend Radius	Min Working Bend Radius
	inches	mm	inches	mm	bar	psi	bar	psi	bar	psi	g/m	mm	mm
39TSOR7S045E	1/8”	4,0	0,32”	8,2	220	3190	880	12760	440	6380	57	12	20
39TSOR7S055E	3/16”	5,0	0,36”	9,2	200	2900	800	11600	400	5800	85	14	26
39TSOR7S065E	1/4”	6,6	0,48”	12,3	200	2900	800	11600	400	5800	129	16	30
39TSOR7S085E	5/16”	8,0	0,56”	14,2	180	2610	720	10440	360	5220	150	20	40
39TSOR7S105E	3/8”	9,7	0,65”	16,4	170	2465	680	9860	340	4930	180	30	70
39TSOR7S135E	1/2”	13,0	0,80”	20,3	150	2175	600	8700	300	4350	255	45	90
39TSOR7S165E	5/8”	16,4	0,94”	24,0	130	1885	540	7830	260	3770	303	70	130
39TSOR7S195E	3/4”	19,5	1,07”	27,3	115	1668	460	6670	230	3335	364	80	150
39TSOR7S255E	1”	25,4	1,34”	34,1	80	1160	320	4640	160	2320	497	95	180

TASMANIA-R8-HQ

SUPERIOR

APPLICAZIONI
Per passaggio di vernici, solventi e sostanze chimiche
Vedi Tabella delle resistenze chimiche

COSTRUZIONE
Sottostrato
Poliammide 11-12 senza saldature
Rinforzo
2 trecce di fibra aramidica ad alta resistenza
Copertura
Poliuretano azzurro microforato resistente all'abrasione

TEMPERATURE DI ESERCIZIO
-40°C/+90°C (-40°F/+200°F) per fluidi a base acquosa, solventi, vernici

CARATTERISTICHE
Lunga durata in applicazioni ad impulsi e a ridotti raggi di curvatura.
Coefficiente di sicurezza:
4:1
Variazione Lunghezza a P. Esercizio (%)
+/- 1,5

NORME
Superiore alle normative EN 855 - SAE 100R8 - ISO 3942.2

RACCORDI
A pressare

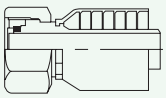

Recuperabili

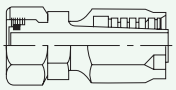

APPLICATION
For paint spray, solvent and chemicals products
See the chemical resistance chart

CONSTRUCTION
Tube
Polyamide 11-12 seamless
Reinforcement
2 high tensile aramidic fiber braids
Cover
Pinpricked blue polyurethane abrasion resistant.

OPERATING TEMPERATURE
-40°C/+90°C (-40°F/+200°F) water based fluids and solvents

FEATURES
Long lasting service in impulse cycles applications and in tight bend radius conditions.
Safety Factor:
4:1
Length variation at Working P. (%)
+/- 1,5

NORMS
Exceeds the standard EN 855 - SAE 100R8 - ISO 3942.2

FITTINGS
Crimped

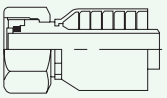

Reusable

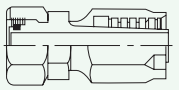

Codice Code	Diametro Interno Internal Diameter DN		Diametro Esterno External Diameter DN		Pressione di Esercizio Working Pressure		Pressione di Scoppio Burst Pressure		Pressione di Prova Test Pressure		Peso Weight	Min Mechanical Bend Radius	Min Working Bend Radius
	inches	mm	inches	mm	bar	psi	bar	psi	bar	psi	g/m	mm	mm
39TSOR8S0450	1/8”	4,0	0,32”	8,2	500	7250	2000	29000	725	10513	50	7	15
39TSOR8S0550	3/16”	5,0	0,36”	9,2	375	5438	1500	21750	725	10513	63	10	22
39TSOR8S0650	1/4”	6,6	0,48”	12,3	362	5249	1450	21025	725	10513	105	12	30
39TSOR8S0850	5/6”	8,0	0,56”	14,2	350	5075	1400	20300	700	10150	128	18	40
39TSOR8S1050	3/8”	9,7	0,65”	16,4	300	4350	1200	17400	600	8700	148	30	70
39TSOR8S1350	1/2”	13,0	0,80”	20,3	250	3625	1000	14500	500	7250	227	40	90
39TSOR8S1650	5/8”	16,4	0,94”	24,0	200	2900	800	11600	400	5800	277	60	130
39TSOR8S1950	3/4”	19,5	1,07”	27,3	162	2349	650	9425	325	4713	339	75	150
39TSOR8S2550	1”	25,4	1,34”	34,1	140	2030	560	8120	280	4060	425	85	190

MALDIVE R8-SQ

APPLICAZIONI
Per passaggio di vernici, solventi e sostanze chimiche
Vedi Tabella delle resistenze chimiche

COSTRUZIONE
Sottostrato
Poliammide 11-12 senza saldature
Rinforzo
2 trecce di fibra aramidica ad alta resistenza
Copertura
Poliuretano azzurro resistente all'abrasione

TEMPERATURE DI ESERCIZIO
-40°C/+90°C (-40°F/+200°F)

CARATTERISTICHE
Lunga durata in applicazioni ad impulsi e a ridotti raggi di curvatura.
Coefficiente di sicurezza:
4:1
Variazione Lunghezza a P. Esercizio (%)
+/- 1,5

NORME
Superiore alle normative SAE 100R8 - ISO 3942.2

RACCORDI
A pressare

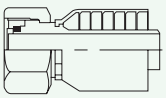

Recuperabili

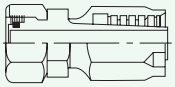

APPLICATION
For paint spray, solvent and chemicals products
See the chemical resistance chart

CONSTRUCTION
Tube
Polyamide 11-12 seamless
Reinforcement
2 high tensile aramidic fiber braids
Cover
Blue polyurethane abrasion resistant.

OPERATING TEMPERATURE
-40°C/+90°C (-40°F/+200°F)

FEATURES
Long lasting service in impulse cycles applications and in tight bend radius conditions.
Safety Factor:
4:1
Length variation at Working P. (%)
+/- 1,5

NORMS
Exceeds the standard SAE 100R8 - ISO 3942.2

FITTINGS
Crimped

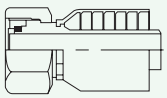

Reusable

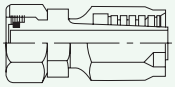

Codice Code	Diametro Interno Internal Diameter DN		Diametro Esterno External Diameter DN		Pressione di Esercizio Working Pressure		Pressione di Scoppio Burst Pressure		Pressione di Prova Test Pressure		Peso Weight	Min Mechanical Bend Radius	Min Working Bend Radius
	inches	mm	inches	mm	bar	psi	bar	psi	bar	psi	g/m	mm	mm
39TSOR8S045E	1/8”	4,0	0,32”	8,2	350	5075	1400	20300	700	10150	50	10	20
39TSOR8S055E	3/16”	5,0	0,36”	9,2	345	5003	1380	20010	690	10005	63	20	40
39TSOR8S065E	1/4”	6,6	0,48”	12,3	345	5003	1380	20010	690	10005	105	30	60
39TSOR8S085E	5/16”	8,0	0,56”	14,2	325	4713	1300	18850	650	9425	128	48	96
39TSOR8S105E	3/8”	9,7	0,65”	16,4	290	4205	1160	16820	580	8410	148	60	120
39TSOR8S135E	1/2”	13,0	0,80”	20,3	245	3553	980	14210	490	7105	227	70	140
39TSOR8S165E	5/8”	16,4	0,94”	24,0	200	2900	800	11600	400	5800	277	80	160
39TSOR8S195E	3/4”	19,5	1,07”	27,3	162	2349	648	9396	324	4698	339	95	190
39TSOR8S255E	1”	25,4	1,34”	34,1	140	2030	560	8120	280	4060	425	190	210

LANGKAWI 1TM-HQ

SUPERIOR



APPLICAZIONI
Per passaggio di vernici, solventi e sostanze chimiche
Vedi Tabella delle resistenze chimiche

COSTRUZIONE
Sottostrato
Poliammide 11-12 senza saldature
Rinforzo
1 treccia di acciaio ad alta resistenza
Copertura
Poliuretano azzurro microforato resistente all'abrasione

TEMPERATURE DI ESERCIZIO
-40°C/+90°C (-40°F/+200°F) per fluidi a base acquosa, solventi e vernici

CARATTERISTICHE
Lunga durata in applicazioni ad impulsi e a ridotti raggi di curvatura.
Coefficiente di sicurezza:
4:1
Variazione Lunghezza a P. Esercizio (%)
+/- 1,5

RACCORDI
A pressare

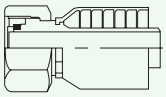

Recuperabili

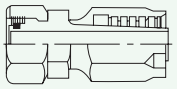

APPLICATION
For paint spray, solvent and chemicals products
See the chemical resistance chart

CONSTRUCTION
Tube
Polyamide 11-12 seamless
Reinforcement
1 high tensile steel wire braid
Cover
Pinpricked blue polyurethane abrasion resistant

OPERATING TEMPERATURE
-40°C/+90°C (-40°F/+200°F) water based fluids and solvents

FEATURES
Long lasting service in impulse cycles applications and in tight bend radius conditions.
Safety Factor:
4:1
Length variation at Working P. (%)
+/- 1,5

FITTINGS
Crimped

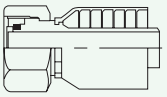

Reusable

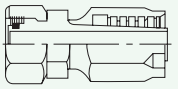

Codice Code	Diametro Interno Internal Diameter DN		Diametro Esterno External Diameter DN		Pressione di Esercizio Working Pressure		Pressione di Scoppio Burst Pressure		Pressione di Prova Test Pressure		Peso Weight	Min Mechanical Bend Radius	Min Working Bend Radius
	inches	mm	inches	mm	bar	psi	bar	psi	bar	psi	g/m	mm	mm
39TSO1MS0550	3/16”	5,0	0,36”	9,2	300	4350	1200	17400	600	8700	100	10	22
39TSO1MS0650	1/4”	6,6	0,48”	12,3	290	4205	1160	16820	580	8410	168	15	30
39TSO1MS0850	5/16”	8,0	0,56”	14,2	230	3335	920	13340	460	6670	190	20	40
39TSO1MS1050	3/8”	9,7	0,65”	16,4	225	3263	900	13050	450	6525	249	30	65
39TSO1MS1350	1/2”	13	0,80”	20,3	195	2828	780	11310	390	5655	314	35	80
39TSO1MS1650	5/8”	16,4	0,94”	24,0	160	2320	640	9280	320	4640	400	50	115
39TSO1MS1950	3/4”	19,5	1,07”	27,3	130	1885	520	7540	260	3770	460	70	145
39TSO1MS2550	1”	25,4	1,34”	34,1	105	1523	420	6090	210	3045	600	80	165

ROATAN 1TM-SQ

APPLICAZIONI
Per passaggio di vernici, solventi e sostanze chimiche
Vedi Tabella delle resistenze chimiche

COSTRUZIONE
Sottostrato
Poliammide 11-12 senza saldature
Rinforzo
1 treccia di acciaio ad alta resistenza
Copertura
Gomma termoplastica azzurra

TEMPERATURE DI ESERCIZIO
-40°C/+90°C (-40°F/+200°F) per fluidi a base acquosa, solventi e vernici

CARATTERISTICHE
Lunga durata in applicazioni ad impulsi e a ridotti raggi di curvatura.
Coefficiente di sicurezza:
4:1
Variazione Lunghezza a P. Esercizio (%)
+/- 1,5

RACCORDI
A pressare

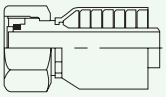

Recuperabili

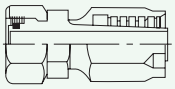

APPLICATION
For paint spray, solvent and chemicals products
See the chemical resistance chart

CONSTRUCTION
Tube
Polyamide 11-12 seamless
Reinforcement
1 high tensile steel wire braid
Cover
Blue thermoplastic rubber

OPERATING TEMPERATURE
-40°C/+90°C (-40°F/+200°F) water based fluids and solvents

FEATURES
Long lasting service in impulse cycles applications and in tight bend radius conditions.
Safety Factor:
4:1
Length variation at Working P. (%)
+/- 1,5

FITTINGS
Crimped

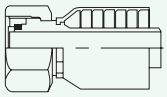

Reusable

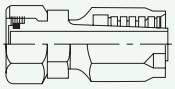

Codice Code	Diametro Interno Internal Diameter DN		Diametro Esterno External Diameter DN		Pressione di Esercizio Working Pressure		Pressione di Scoppio Burst Pressure		Pressione di Prova Test Pressure		Peso Weight	Min Mechanical Bend Radius	Min Working Bend Radius
	inches	mm	inches	mm	bar	psi	bar	psi	bar	psi	g/m	mm	mm
39TSO1MS055E	3/16”	5,0	0,36”	9,2	290	4205	1160	16820	580	8410	95	10	22
39TSO1MS065E	1/4”	6,6	0,48”	12,3	280	4060	1120	16240	560	8120	165	15	30
39TSO1MS085E	5/16”	8,0	0,56”	14,2	220	3190	880	12760	440	6380	181	20	40
39TSO1MS105E	3/8”	9,7	0,65”	16,4	215	3118	860	12470	430	6235	239	30	65
39TSO1MS135E	1/2”	13	0,80”	20,3	185	2683	740	10730	370	5365	302	35	80
39TSO1MS165E	5/8”	16,4	0,94”	24,0	150	2175	600	8700	300	4350	388	50	115
39TSO1MS195E	3/4”	19,5	1,07”	27,3	120	1740	480	6960	240	3480	451	70	145
39TSO1MS255E	1”	25,4	1,34”	34,1	95	1378	380	5510	190	2755	591	80	165

MADAGASCAR 2TM-HQ

SUPERIOR

APPLICAZIONI
Per passaggio di vernici, solventi e sostanze chimiche
Vedi Tabella delle resistenze chimiche

COSTRUZIONE
Sottostrato
Poliammide 11-12 senza saldature
Rinforzo
2 trecce di acciaio ad alta resistenza
Copertura
Poliuretano azzurro microforato resistente all'abrasione

TEMPERATURE DI ESERCIZIO
-40°C/+90°C (-40°F/+200°F)

CARATTERISTICHE
Lunga durata in applicazioni ad impulsi e a ridotti raggi di curvatura.
Coefficiente di sicurezza:
4:1
Variazione Lunghezza a P. Esercizio (%)
+/- 1,5

RACCORDI
A pressare

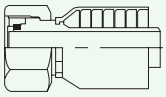

Recuperabili

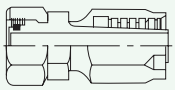

APPLICATION
For paint spray, solvent and chemicals products
See the chemical resistance chart

CONSTRUCTION
Tube
Polyamide 11-12 seamless
Reinforcement
2 high tensile steel wire braids
Cover
Pinpricked blue polyurethane abrasion resistant

OPERATING TEMPERATURE
-40°C/+90°C (-40°F/+200°F)

FEATURES
Long lasting service in impulse cycles applications and in tight bend radius conditions.
Safety Factor:
4:1
Length variation at Working P. (%)
+/- 1,5

FITTINGS
Crimped

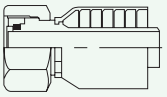

Reusable

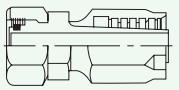

Codice Code	Diametro Interno Internal Diameter DN		Diametro Esterno External Diameter DN		Pressione di Esercizio Working Pressure		Pressione di Scoppio Burst Pressure		Pressione di Prova Test Pressure		Peso Weight	Min Mechanical Bend Radius	Min Working Bend Radius
	inches	mm	inches	mm	bar	psi	bar	psi	bar	psi	g/m	mm	mm
39TSO1MS0550	3/16”	5,0	0,44”	11,2	395	5728	1580	22910	790	11455	240	15	34
39TSO1MS0650	1/4”	6,6	0,52”	13,2	390	5655	1560	22620	780	11310	310	17	40
39TSO1MS0850	5/16”	8,0	0,60”	15,2	333	4829	1332	19314	666	9657	360	24	50
39TSO1MS1050	3/8”	9,7	0,68”	17,2	318	4611	1272	18444	636	9222	420	32	70
39TSO1MS1350	1/2”	13	0,80”	20,3	270	3915	1080	15660	540	7830	510	40	80
39TSO1MS1650	5/8”	16,4	0,93”	23,5	198	2871	792	11484	396	5742	610	57	120
39TSO1MS1950	3/4”	19,5	1,10”	28,0	183	2654	732	10614	366	5307	720	75	160
39TSO1MS2550	1”	25,4	1,34”	34,1	165	2393	660	9570	330	4785	980	95	210

MAURITIUS 2TM-SQ

APPLICAZIONI
Per passaggio di vernici, solventi e sostanze chimiche
Vedi Tabella delle resistenze chimiche

COSTRUZIONE
Sottostrato
Poliammide 11-12 senza saldature
Rinforzo
2 trecce di acciaio ad alta resistenza
Copertura
Gomma termoplastica azzurra

TEMPERATURE DI ESERCIZIO
-40°C/+90°C (-40°F/+200°F)

CARATTERISTICHE
Lunga durata in applicazioni ad impulsi e a ridotti raggi di curvatura.
Coefficiente di sicurezza:
4:1
Variazione Lunghezza a P. Esercizio (%)
+/- 1,5

RACCORDI
A pressare

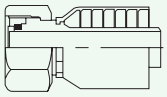

Recuperabili

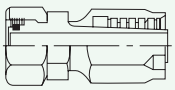

APPLICATION
For paint spray, solvent and chemicals products
See the chemical resistance chart

CONSTRUCTION
Tube
Polyamide 11-12 seamless
Reinforcement
2 high tensile steel wire braids
Cover
Blue thermoplastic rubber

OPERATING TEMPERATURE
-40°C/+90°C (-40°F/+200°F)

FEATURES
Long lasting service in impulse cycles applications and in tight bend radius conditions.
Safety Factor:
4:1
Length variation at Working P. (%)
+/- 1,5

FITTINGS
Crimped

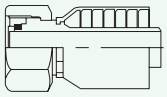

Reusable

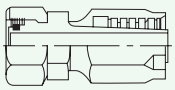

Codice Code	Diametro Interno Internal Diameter DN		Diametro Esterno External Diameter DN		Pressione di Esercizio Working Pressure		Pressione di Scoppio Burst Pressure		Pressione di Prova Test Pressure		Peso Weight	Min Mechanical Bend Radius	Min Working Bend Radius
	inches	mm	inches	mm	bar	psi	bar	psi	bar	psi	g/m	mm	mm
39TSO1MS055E	3/16”	5,0	0,44”	11,2	385	5583	1540	22330	770	11165	235	15	34
39TSO1MS065E	1/4”	6,6	0,52”	13,2	380	5510	1520	22040	760	11020	205	17	40
39TSO1MS085E	5/16”	8,0	0,60”	15,2	323	4684	1292	18734	646	9367	355	24	50
39TSO1MS105E	3/8”	9,7	0,68”	17,2	308	4466	1232	17864	616	8932	415	32	70
39TSO1MS135E	1/2”	13	0,80”	20,3	260	3770	1040	15080	520	7540	505	40	80
39TSO1MS165E	5/8”	16,4	0,93”	23,5	188	2726	752	10904	376	5452	605	57	120
39TSO1MS195E	3/4”	19,5	1,10”	28,0	173	2509	692	10034	346	5017	715	75	160
39TSO1MS255E	1”	25,4	1,34”	34,1	155	2248	620	8990	310	4495	975	95	210

COMPATIBILITÀ CHIMICA

CHEMICAL COMPATIBILITY

Prodotto chimico Chemical Product	Poliestere	Poliammide 6/66	Poliammide 12	Poliuretano
Acetaldehyde	-	G	G	F
Acetic acid, 30%	E	F	F	F
Acetone	G	E	E	F
Acetylene	E	-	E	-
Ammonia	-	E	E	-
Ammonium carbonate, 10%	-	G	G	-
Ammonium chloride, 10%	E	F	E	-
Ammonium chloride, 10%	E	F	E	-
Ammonium hydroxide	-	-	E	E
Ammonium sulfate	G	-	E	-
Amyl acetate	G	F	G	F
Amyl alcohol	E	E	E	F
Aniline	F	-	G	F
Antimony chloride, 10%	-	F	F	-
ASTM fuel A	E	E	E	-
ASTM fuel B	E	E	E	-
ASTM fuel C	G	-	-	-
ASTM oil n. 1	E	E	E	G
ASTM oil n. 3	E	G	G	-
Atrazine	E	-	-	-
Barium chloride, 10%	-	F	E	E
Barium sulfate, 10%	-	E	E	E
Beer	E	E	E	E
Benzene	G	E	E	F
Benzoic acid, 10%	-	F	E	-
Borax solutions	E	-	E	E
Boric acid, 10%	E	-	E	E
Bromine (anhydrous)	F	F	F	F
Bromine water, 25%	-	E	F	-
Butane	E	-	E	E
Butirric acid, 10%	-	F	E	-
Butyl acetate	G	E	E	F
Butyl alcohol	-	G	G	F
Calcium chloride, 5%	G	F	G	E
Calcium hypochlorite, 5%	E	F	F	-
Calcium Thiocyanate	-	F	-	-
Carbon dioxide	E	E	E	E
Carbon disulfide	G	-	E	-
Carbon monoxide	E	-	-	E
Carbon tetrachloride	G	E	G	F
Carbonic acid, 10%	E	E	E	E
Chlorine (dry)	F	-	F	F
Chlorine (wet)	F	-	-	F
Chloroacetic acid, 10%	F	F	F	F
Chlorobenzene	F	-	F	F
Chloroform	F	F	F	-
Chlorosulfonic acid	F	F	-	F
Chromic acid, 10%	F	F	F	F
Citric acid	E	G	G	E
Copper chloride, 10%	E	F	E	E
Copper cyanide	-	-	E	E
Copper sulfate	E	-	E	E
Cottonseed oil	E	E	E	E
Cresol	-	F	F	F
Cycloexane	E	-	E	G
Dibutyl phthalate	E	-	E	F
Dioctyl phthalate	E	-	E	G
Dioctyl sebacate	E	-	-	G
Ethanolamine	-	-	-	F
Ethyl acetate	G	E	E	F
Ethyl alcohol	E	E	E	G
Ethylen chloride	F	-	-	G
Ethylene glycol	E	E	E	G
Ethylene Oxide	E	-	E	-
Ferric chloride	-	F	F	E
Fluorine	E	-	-	-
Formaldehyde, 40%	G	G	F	F
Formic acid	G	F	F	-
Freon 11	E	E	E	F
Freon 113	E	-	-	G
Freon 114	E	-	-	E
Freon 12	E	E	E	-
Freon R 407C	E	E	E	F
Freon R134a	E	E	E	-
Freon R22	E	E	E	F
Gasoline	G	E	E	-
Glycerin	E	-	E	E

Prodotto chimico Chemical Product	Poliestere	Poliammide 6/66	Poliammide 12	Poliuretano
Glycolic acid	-	F	F	-
Hexane	E	E	E	G
Hydrazine	F	-	-	F
Hydrochloric acid, 10%	G	F	F	F
Hydrogen	E	E	E	E
Hydrogen peroxide, 5%	-	F	G	-
Hydrogen sulphide, 5%	E	F	E	-
Isooctane	E	E	E	G
Isopropyl alcohol	E	G	G	-
Lactic acid, 10%	-	E	E	-
linseed oil	E	E	E	-
Mercury	E	E	E	E
Methyl alcohol	E	E	G	F
Methyl chloride	F	F	F	F
Methyl ethyl ketone	G	E	E	F
Methylene chloride	F	G	F	F
Mineral oil	E	E	E	E
Naptha	-	E	E	F
Napthalene	G	G	E	G
Nitric acid, 10%	G	F	F	F
Nitric acid, 30%	F	F	F	F
Nitrobenzene	F	F	F	F
Nitromethane	-	E	E	-
Oil Fiat Tutela LHM	E	-	-	-
Oil Kluber Summit HY SYN FG 22	E	-	-	-
Oil Panolin 9632	E	-	-	-
Oil Panolin HLP SYNTH	E	-	-	-
Oil Pentosin Super DOT 4	-	E	-	-
Oleic acid	E	E	E	G
Oleum, 20-25%	F	F	F	F
Palmitic acid	E	E	E	E
Perchloric acid, 10%	-	F	F	-
Perchloroethylene	F	F	G	F
Petrol	E	E	E	G
Phenol	F	F	F	F
Phosphoric acid, 10%	-	F	G	E
Phosphoric acid, 50%	-	F	F	E
Potassium bicarbonate	-	E	E	-
Potassium carbonate, 20%	-	E	E	-
Potassium chloride, 90%	-	E	E	E
Potassium hydroxide, (10%)	G	G	G	F
Potassium permanganate, 5%	F	F	F	F
Potassium thiocyanate	-	F	F	-
PYDRAUL 312	E	-	-	F
Sea water	E	-	-	-
Shell Brake Fluid DOT4	E	E	-	-
Silicone oils	E	E	E	E
SKYDROL 500	E	E	E	F
Soap solution	E	E	E	E
Sodium acetate, 60%	-	E	E	F
Sodium bicarbonate	-	E	E	-
Sodium carbonate	-	E	E	-
Sodium chloride, 10%	-	E	E	E
Sodium hydroxide, 10%	E	E	E	G
Sodium hydroxide, 20%	G	G	G	G
Sodium Hydroxide, 50%	G	F	E	-
Sodium hypolchlorite, 5%	E	G	G	F
Sodium nitrate, 5%	-	E	E	-
Sodium sulfate, 90%	-	E	E	E
Sodium sulfide	-	E	E	-
Steam (100°C)	G	-	-	F
Sulforous acid, 10%	-	F	F	F
Sulfur dioxide	-	F	F	-
Sulfuric acid > 50%	F	F	F	F
Sulfuric acid, 10%	E	-	E	-
Sulfuric acid, 20 - 50%	E	F	F	F
Sulfurous acid, 10%	G	F	F	F
Tannic acid, 10%	E	-	-	E
Tetrafluoro propane	-	F	F	-
Tetrahydrofuran	G	-	-	F
Toluene	G	E	E	F
Trichloroethylene	F	G	G	F
Triethanolamine	F	-	-	F
Trisodium phosphate	E	-	-	-
Water	E	E	E	-
Xilene	G	E	E	F
Zinc chloride, 10%	E	F	E	-

Classificatione Code:

E= Eccelente - Cambio insignificante nelle prestazioni del sottostrato: nessun problema d'uso.

G= Buono - Piccoli cambi nelle prestazioni del sottostrato : Conformità del prodotto a gli standard di approvazione richiesti.

F= Sufficiente - Cambi significativi in alcune delle prestazioni del sottostrato: validazione del prodotto simulando le condizioni di lavoro richieste.

Classificatione Code:

E *= Excellent - Small or negligible effect on compound properties: no problem for use.*

G *= Good - Minor changes of compound properties: product certification according to standard qualification tests needed.*

F *= Fair - Significant changes of some compound properties: product validation under simulated or actual working conditions required.*

PIXEL - VARESE

WWW.CIDAT.IT

C.I.D.A.T. SpA - Italy
Via Bellini, 124
21042 Caronno Pertusella (VA)
e-mail: staff@cidat.it

Tel. +39 02 96 45 01 55
Fax 1 +39 02 96 59 870
Fax 2 +39 02 96 45 01 87